


QUARTERLY INTERNATIONAL JOURNAL

ECOLOGY

ENVIRONMENT & CONSERVATION

ISSN 0971-765 X

Vol. 25
Issue (2)
2019



EM INTERNATIONAL



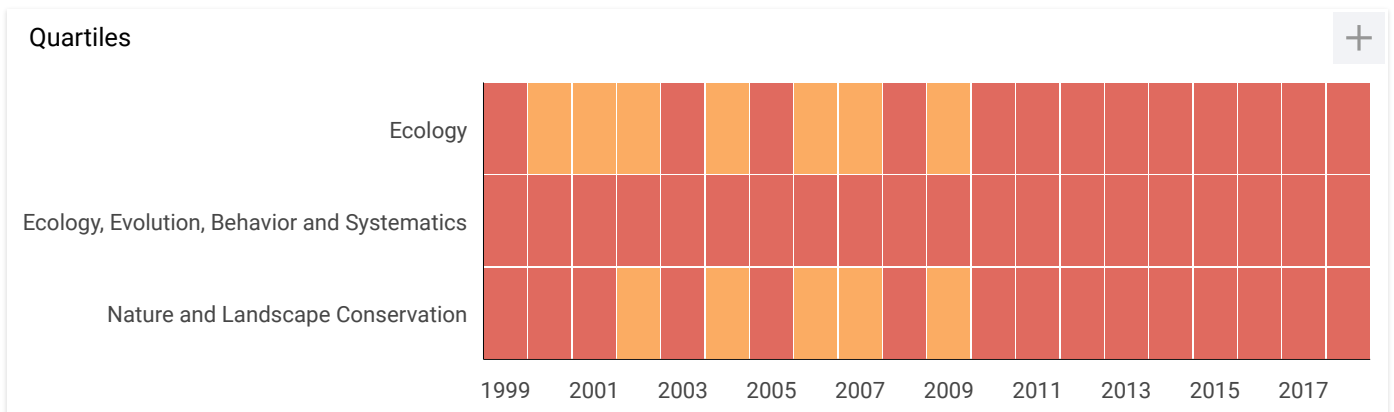


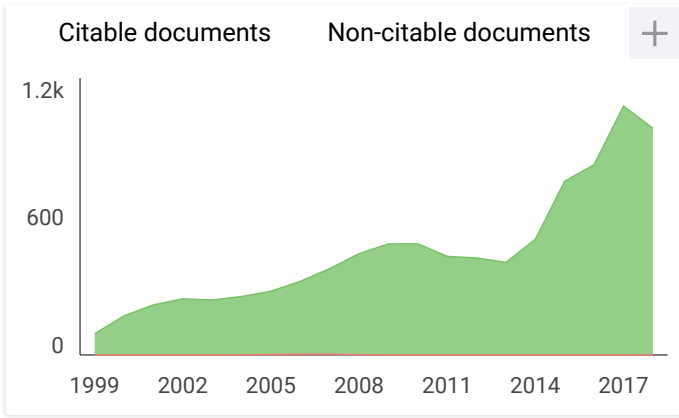
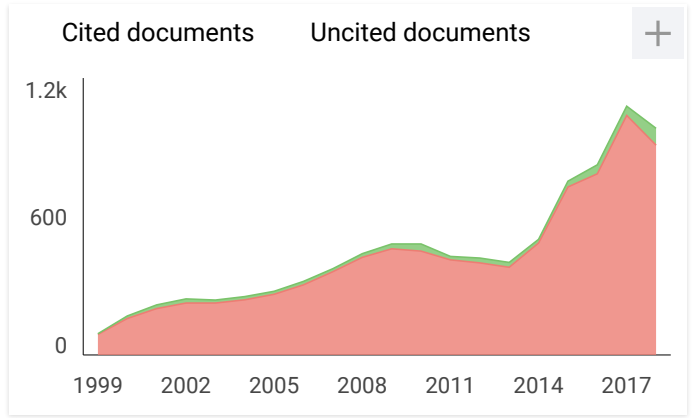
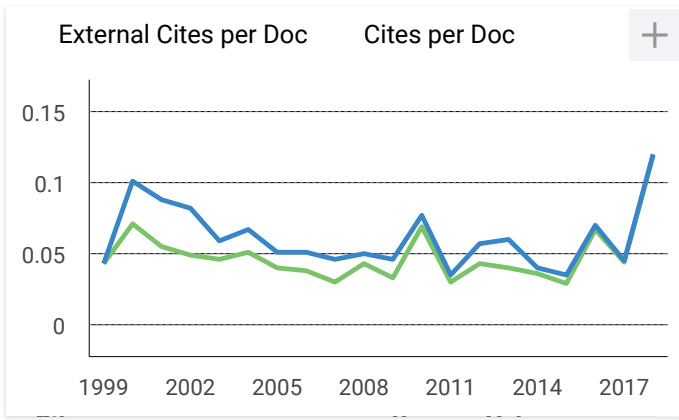
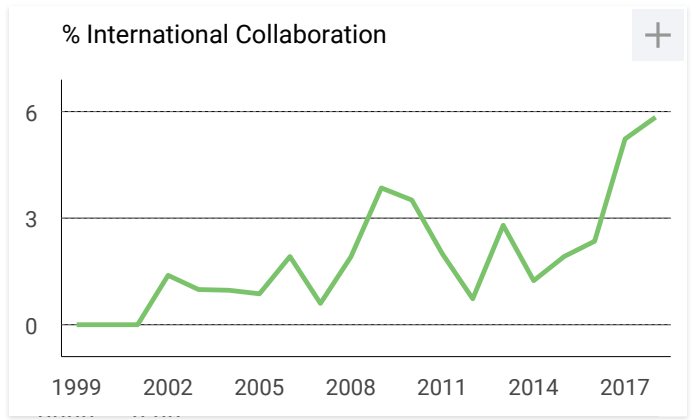
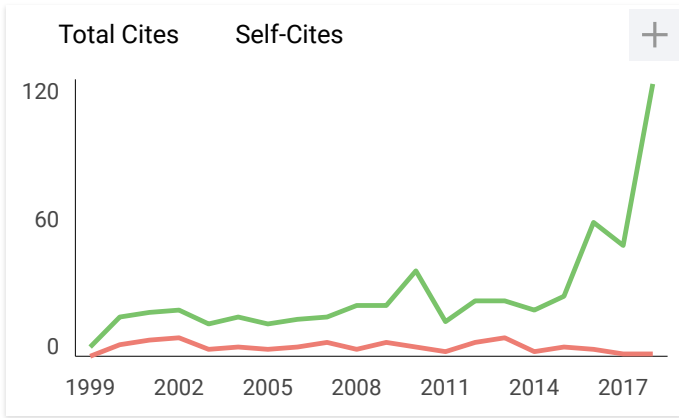
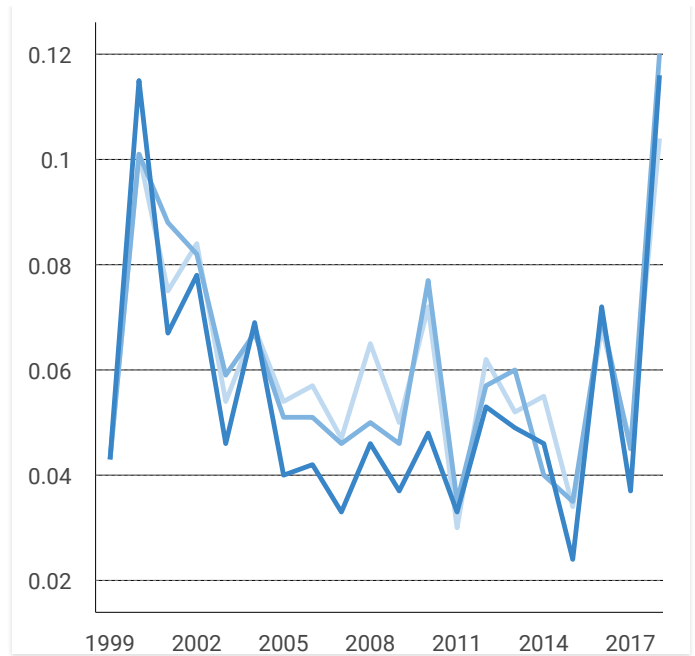
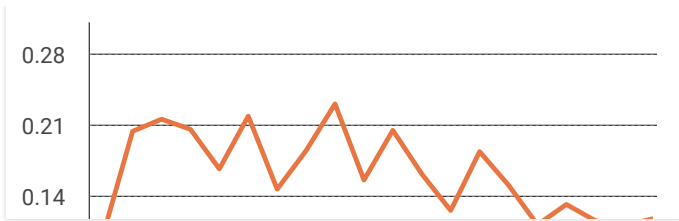
Ecology, Environment and Conservation

Country	India - IIII SJR Ranking of India
Subject Area and Category	Agricultural and Biological Sciences Ecology, Evolution, Behavior and Systematics Environmental Science Ecology Nature and Landscape Conservation
Publisher	EM International
Publication type	Journals
ISSN	0971765X
Coverage	1997-ongoing
Scope	<p>ECOLOGY, ENVIRONMENT AND CONSERVATION is one of the leading International environmental journal. It is widely subscribed in India and abroad by Institutions and Individuals in education and research as well as by Industries, Govt. Departments and Research Institutes.</p> <p>Homepage</p> <p>How to publish in this journal</p> <p>Contact</p> <p>Join the conversation about this journal</p>

11

H Index





Ecology, Environment and Conservation

Q4

Ecology

best quartile

SJR 2018

0.12

powered by scimagojr.com


← Show this widget in your own website

Just copy the code below and paste within your html code:

```
<a href="https://www.scimagojr.com
```

Ecology, Environment and Conservation

UGC, NEW DELHI,INDIA APPROVED JOURNAL



[Download Sample Paper](#)

ISSN: 0971-765X

Chief Editor

Prof.(Dr.) R.K.Trivedy, Pune, India

[Editorial Board](#)

[Download Sample Issue](#)

[Subscription Rates](#)

[Submit Article](#)

Ecology, Environment and Conservation



[Click here for scimagojr.com](#)

SCOPUS - H Index - 11

NAAS Rating - 4.89

Brief About Ecology, Environment and Conservation

Published Quarterly Since 1995. Ecology, Environment and Conservation is published in March, June, September and December every year.

ECOLOGY, ENVIRONMENT AND CONSERVATION is one of the leading International environmental journal. It is widely subscribed in India and abroad by Institutions and Individuals in education and research as well as by Industries, Govt. Departments and Research Institutes.

Ecology, Environment and Conservation is in Master Journal List of ISI (Thomson Reuters, U.S.A.).

Ecology, Environment and Conservation is abstracted/covered in:

- Chemical Abstracts, U.S.A.
- SCOPUS
- EBSCO Publishing, U.S.A.
- Cambridge Science Abstracts
- Ecology Abstracts
- Pollution Abstracts
- Eco-Disc CD Rom
- Geological Abstracts
- International Development Abstracts
- Oceanographic Literature Review
- Zoological Records
- Indian Science Abstracts, Nisclair, India
- Elsevier's Compendex
- Elsevier's Current Awareness in Biological Sciences
- Elsevier's Encompass
- Elsevier's Geobase

Ecology, Environment and Conservation journal is accredited with National Academy of Agricultural sciences, NAAS, India.

Ecology, Environment and Conservation journal is covered by SCOPUS.

Journal Issues

- [Vol 25, July Suppl. Issue, 2019](#)
- [Vol 25, Issue 2 2019](#)
- [Vol 25, May Suppl. Issue, 2019](#)
- [Vol 25, April Suppl. Issue, 2019](#)
- [Vol 25, Issue 1 2019](#)
- [Vol 24, Issue 4 2018](#)
- [Vol 24, Issue 3 2018](#)
- [Vol 24, Issue 2 2018](#)
- [Vol 24, Issue 1 2018](#)
- [Vol 24, March Suppl. Issue 2018](#)
- [Vol 24, Feb. Suppl. Issue 2018](#)
- [Vol 23, Issue 4, 2017](#)
- [Vol 23, Nov. Suppl. Issue 2017](#)
- [Vol 23, Sept. Suppl. Issue 2017](#)
- [Vol 23, Issue 2, 2017](#)
- [Vol 23, Issue 3, 2017](#)
- [Vol 23, Issue 1, 2017](#)
- [Vol 23, Feb 2017 Suppl. Issue](#)
- [Vol 22, Dec 2016 Suppl. Issue](#)
- [Vol 22, Issue 4, 2016](#)
- [Vol 22, Sept. Suppl. Issue, 2016](#)
- [Vol 22, Issue 3, 2016](#)
- [Vol. 22, June Suppl. Issue 2016](#)
- [Vol 22, Issue 2, 2016](#)
- [Vol. 22, April Suppl. Issue 2016](#)
- [Vol 22, Issue 1, 2016](#)
- [Vol 21, Issue 4, 2015](#)
- [Vol. 21 Dec. 2015 Suppl. Issue](#)
- [Vol. 21 Nov. 2015 Suppl. Issue](#)
- [Vol 21, Issue 3, 2015](#)
- [Vol 21, Issue 2, 2015](#)
- [Vol. 21 Suppl. Issue August 2015](#)

[Home](#)[International Journals](#)[Books](#)[Environmental Consulting](#)[About Us](#)[Contact](#)

Ecology, Environment and Conservation Editorial Advisory Board

Chief Editor

Prof.(Dr.) R.K.Trivedy, Pune, India

EDITORIAL ADVISORY BOARD

- | | |
|--|--|
| 1. Dr. Teresa Ferreira, Portugal | 19. Dr. A. Olawale, Nigeria |
| 2. Dr. Michael Ukwuru, Nigeria | 20. Dr. Ing. Agr. Mario Ridardo Sabbatini, Argentina |
| 3. Dr. Moses Inbaraj, Chennai | 21. Dr. Philip C. Reid, U.K. |
| 4. Dr. D.J. Lee, Taiwan | 22. Dr. Bajcinovci, B. Kosovar, Bosnia |
| 5. Dr. Christial Paul P.delacruz, Phillipnes | 23. Dr. Mohd. Yusuf, Malaysia |
| 6. Dr. T. Bahorun, Mauritius | 24. Dr. Oswaldo A. Feernandez, Argentina |
| 7. Dr. Linda Blackwell, Australia | 25. Dr. Ms. Mirela Tulik, Warsaw, Poland |
| 8. Dr. G. Zellner, Netherlands | 26. Dr. L.L. Chukwu, Nigeria |
| 9. Dr. Wilson S. Tisera, Kupang, Indonesia | 27. Dr. Azni Idris, UPM, Malaysia |
| 10. Dr. M.F. Hamoda, Kuwait | 28. Dr. G. Suresha, Saudi Arabia |
| 11. Dr. H.A.Abrahamse, South Africa | 29. Dr. Amresh Chandra Pandey, Jharkhand, India |
| 12. Dr. Arulmozhiyal R., Salem | 30. Dr. Shambhu Sharan Kumar, Ranchi, India |
| 13. Dr. Hassan Ibrahim Ali, Sudan | 31. Dr. A.K. Panigrahi, Berhampur, India |
| 14. Dr. A.R.Ghosh, Burdwan, India | 32. Dr. Ahmed El Mahmoudi, Saudi Arabia |
| 15. Prof. M. Zaman, Bangladesh | 33. Dr. Seyed Mohammad Tajbakhsh, Iran |
| 16. Dr. Marcantonio Bragdin, Venice, Italy | 34. Dr. Amin L. Setyo, Indonesia |
| 17. Dr. Z. Fuat Topark, Turkey | 35. Dr. Francis Gbogbo, Ghana |
| 18. Dr. Z. Li. Bonn, Germany | 36. Dr. S. Shabanlou, Iran |

[Back to EEC Journal Details](#)

ECOLOGY, ENVIRONMENT AND CONSERVATION

VOL. 25 (2) : 2019

CONTENTS

- 475–484 Impact of green Hr practices on environmental sustainability of a UAE based organization
—*Jacob Cherian, Jolly Jacob and Sherine Farouk*
- 485–487 Saponin: a new promising plant compound to control plant pathogens
—*Aalaa K. Hassan and Nawres A. S. Al-Kuwaiti*
- 488–496 The effect of different additions of curcuma extract (*Curcuma canthorrhiza roxb*) in artificial feed on the growth and immunity of Juvenile Tiger Shrimp (*Penaeus monodon*)
—*Pinandoyo, Vivi Endar Herawati and Ristiawan Agung Nugroho*
- 497–506 Development the International responsibility system in preventing damage caused by climate change
—*Mona Davanlou, Seyed Abbas Poorhashemi, Ali Zare and Ohseen Abdollahi*
- 507–513 Efficiency, physico-chemical, commodity-technological properties and biological value of pork depending on fattening technologies
—*Vladimir Pogodaev, Valentin Skripkin, Evgeny Rastovarov, Vladimir Orobets, Alexander Agarkov and Nikolay Agarkov*
- 514–522 Detection of some of the virulence genes in *Klebsiella spp.* isolated from community-acquired pneumonia in Basra City, Iraq
—*H.M. Alhajem, M.A. Almazini and B.Y. Khudaier*
- 523–526 Phytotoxicity of aluminium contaminated soil to *Scirpus grossus* and *Typha angustifolia*
—*Ipung Fitri Purwanti, Bieby Voijant Tangahu, Harmin Sulistiyaning Titah and Setyo Budi Kurniawan*
- 527–536 Farmers' participation for irrigation water resource services fee, Kapahiang regency Bengkulu province-Indonesia
—*Reflis, Fahrurrozie Sjarkowi, Sriati and Didik Susetyo*
- 537–541 A study on the efficiency of desining urban Park as cooling spot in the center of Bangkok - Targeting Raining Season
—*Kenta Fukagawa and Ariya Aruninta*
- 542–555 Enhanced arid areas on-site Aryl-Di-Alkyl-phosphatase biosensor built on au-nanoparticles decorated graphene hybrid nano-sheets for diazinon detection
—*Muntasir Ali Al-Najjari, Othman Mousa Hakami, Abdul Jabbar Al-Rajab, Emad Mohamed Ebada and Taharh Zelai*
- 556–561 The Fijian and Indonesian perception of climate change: A case study of University student organisations
—*Ravinesh Rohit Prasad, Sugeng Utaya, I Komang Astina and Dwiyono Hari Utomo*
- 562–570 Carbon stock of different land use systems
—*Felix T. Cancio, Treaseur B. Susulan, Charlyn T. Gorgonio, Jollibee O. Marilla and Guillermo B. Bonghanoy*
- 571–576 Implementation local wisdom of *Karampuang* tribal community for forest conservation in South Sulawesi, Indonesia
—*Muhammad Yusuf, Sugeng Utaya, I. Komang Astina and I. Nyoman Ruja S.U*
- 577–581 On the ways of improving photosynthesis productivity in spring rape plants in the crops
—*V. A. Gulidova, T. V. Zubkova, V. A. Kravchenko, O. A. Dubrovina*
- 582–588 The level of community participation on forest and land rehabilitation program in Sorong

- City, Indonesia
—Yohan Putirulan, Rima Herlina S. Siburian and Ihwan Tjolle
- 589–598 Abundance and diversity of meiofauna as water quality bioindicator in Losari Coast, Makassar, Indonesia
—Muh. Sri Yusal, Muh Aris Marfai, Suwarno Hadisusanto and Nurul Khakhim
- 599–603 A review of *Fusarium* head blight disease, pathogenicity and immuno-identification
—Alaa A. Al-Rifaie and Marwan Y. Al-Maqtoofi
- 604–608 Monitoring of species diversity of microorganisms in the soil of the Northeastern Caspian in the Spring, summer and fall periods
—Diana Talgatovna Idrissova, Erik Zharylkasynovich Shorabaev, Saltanat Zharylkasynovna Ibadullayeva, Anipa Seidalievna Tapalova, Lazzat Bauyrzhanovna Ramanova
- 609–613 Does increasing nestboxes size affects breeding success of blue tits (*Cyanistes caeruleus*)? study in a Locality of Seraidi (Northeast, Algeria)
—Walid Sakraoui, Zihad Bouzlama and Adnene Ibrahim Belabed
- 614–619 The coal characterization using proximate and ultimate analysis- A case study of South Sumatera Coal, Indonesia
—Aryansah, Eddy Ibrahim, Subriyer Nasir and Muhammad Said
- 620–625 Breeding biology of the Red-vented Bulbul *Pycnonotus cafer* (Linnaeus, 1766) in Taranga Hill Forests of North Gujarat, India
—Manish Gor and I.R. Gadhvi
- 626–629 Printing of silk fabric using eco-friendly textile auxiliaries
—Sunita Kale, Sangita Naik and Manisha Karhale
- 630–635 Investigation of strength and durability properties of fly ash based geopolymer concrete on various curing techniques with M-sand as fine aggregate
—G. Siva Chidambaram, M. Natarajan and K. Vivek
- 636–642 Species diversity of predaceous coccinellids in different crop ecosystems under the hilly and terai region of West Bengal (India)
—Biwash Gurung, Ponnusamy N. and Suprakash Pal
- 643–649 Leachability behavior of heavy metals by contaminated soil with additives
—G Venkata Ramaiah, S. Krishnaiah and Shankara
- 650–654 Antagonistic activity of goat milk and fermented milk products on its basis enriched with biologically active additives
—Sanam Nadirova, Yuriy Sinyavskiy, Zhaniha Lessova, Arsen Saltybayev and Aigul Alybayeva
- 655–661 Diagnosis and differentiation of entamoeba infection in human stool samples using microscopic and Immunochromatographic assays
—Jafar E. Jameela and Mamdouh H. Abdel-ghaffar
- 662–666 Effect of type of curing and curing temperature on strength behavior of Geopolymer concrete made with Flyash
—G. Siva Chidambaram and M. Natarajan
- 667–671 Particulate matter in stack emissions, generated by various fuels – a comparative study
—Karuppiah I, Sumathi S. and Gurunadha Rao Bvs
- 672–676 Adaptive sunflower cultivation technologies in West Kazakhstan
—Beybit Nasiyev and Ainash Yessenguzhina
- 677–680 Experimental behaviour of water hyacinth Ash as partial replacement of cement on short column
—V. Muruges and N. Balasundaram
- 681–685 Physicochemical properties of Manila tamarind (*Pithecellobium dulce*): A tribal fruit of

	Rajasthan — <i>Swati Shukla and Shashi Jain</i>
686–690	Assessment of uranium in the groundwater along Neendakara-Kayamkulam belt, Southwest coast of India — <i>Anitha, J.K and Sabu Joseph</i>
691–697	Analysis of flooding and drying conditions through trend analysis of AMSR-E satellite soil moisture over the Himalayan Gandak River basin — <i>Brijesh Kumar and Dipankar Roy</i>
698–701	An experimental investigation of the strength obtained by partial replacement of cement with sugarcane bagasse ash and rice husk ash in cement concrete — <i>S. Prakash Chandar, N. Rajmohan, Satish Pranav D., K. Thiyaneshwaran, Dheepak S., Jayasuriya S. and K. Muthukumar</i>
702–705	Performance enhancement of concrete by replacing coarse aggregate with tyre rubber: A Study — <i>M. Harikaran and N. Balasundaram</i>
706–712	Isolation and identification of <i>Bacillus</i> spp. thermophilic obligate producing Serine alkaline protease from hot spring in Sungai Abu, Kerinci, Jambi, Indonesia — <i>Arzita, Syamsuardi, Anthoni Agustien and Yetria Rilda</i>
713–717	Assessing semi-natural forests as population sink for pollinators in Mountainous agricultural field — <i>Subhankar Gurung, Arun Chettri and Aditya Pradhan</i>
718–720	An experimental study on fire resistant concrete using mineral admixture — <i>Johnpaul V. N. Balasudaram, Anima M., Avishkar T., Devaan and K.C.</i>
721–728	Comparative impact analysis of drought in Marathwada region, India — <i>Sagar Khetwani and Ram Babu Singh</i>
729–735	Source material for lentil selection in the conditions of South-east Kazakhstan — <i>Alma Zhumabaevna Saikenova, Taken Nurgasenovich Nurgasenov, Mukhtar Sarsenbekovich Kudaiberenov, Mirjana Vasie and Bakytzhan Rakhmetolinovich Saikenov</i>
736–739	An experimental study on comparison of curing of concrete using natural resins and curing components — <i>R. Sindhu, V. Johnpaul, A. Nisha Devi and R. Senthilkumar</i>
740–744	Micro structural study on nano fly ash concrete — <i>M. Harihanandh and N.K. Amudhavalli</i>
745–752	Hydropower projects and air Pollution in the Northwestern Indian Himalayas — <i>Renu Lata, Madhuri Rishi, Rajkumar Herojeet and Konchok Dolma</i>
753–756	Experimental study on aramid fiber in rehabilitation and strengthening of structures using recycled coarse aggregate — <i>S. Gobhiga, R. Sundararajan and R. Anandaraj</i>
757–766	Environmental, social and economic impact assessment of ecotourism in the Tirthan Valley, Great Himalayan National Park: A World Heritage Site, Northwestern Himalaya, India — <i>Sarla Shashni, Jagdish Chandra Kuniyal, Gulshan Sharma and Jatinder M. Julka</i>
767–774	The use of sudan grass for the production of green fodder, hay and Haylage in Western Kazakhstan — <i>Beybit Nasiyev, Nurbolat Zhanatalapov, Ainash Yessenguzhina and Rakhimzhan Yeleshev</i>
775–778	Behaviour of RC beams with ferro cement wrap – An experimental investigation — <i>S. Gobhiga, R. Sundararajan and Vijaya Kumar</i>

-
- 779–783 Wastewater treatment : Milk processing industry effluent using sequential batch reactor process
—Y. Ibrahim, M. Ayisha Siddiqua, Vasanthi Padmanabhan, Sufiyan Ahmed Jeddy and R. Tauseef Ahamed
- 784–789 Environmental assessment of hydropower development in Northwestern Indian Himalayan region
—Renu Lata and Konchok Dolma
- 790–796 A theoretical approach on urban challenges of rural slums: An assessment of transformation of villages to slum
—Neha Pranav Kolhe and K. K. Dhote
- 797–802 Studies of physicochemical water parameters to assess the water quality of Gangan River in Moradabad (Uttar Pradesh), India by using water quality index
—Animesh Agarwal, Nitin Kumar Agrawal and Harendra Kumar
- 803–806 Research in soil stabilization using biological process and its Environmental impact - A Review
—K. Sundarayamini and P.D. Arumairaj
- 807–812 Plant growth promotion by volatile organic compounds produced by *Chryseobacterium rhizoplanae* isolated from *Vigna radiata*
—O.N. Shemshura, Zh.B. Suleimenova, A.K. Sadanov, M.B. Alimzhanova, S.T. Daugaliyeva, G.A. Mombekova and Zh.K. Rakhmetova
- 813–817 Prospect of optimizing *Pterospermum celebicum* stem bark ethanol extract and bee pollen composition in the formulation of Sunscreen with simplex lattice design method
—Asnah Marzuki, Latifah Rahman and Sukanto
- 818–821 The bioactive alkaloid from *Derris elliptica* (Roxb.) as biopesticide agents of *Scotinophara coartata* E on rice crops
—Weny Musa, Chairunisah, J. Lamangantjo and Jusna Ahmad
- 822–830 Computation of heat quantity, thermal detector filling coefficient and performance of single circuit solar system with thermo siphon circulation
—Murat Kunelbayev, Omirlan Auelbekov, Nazbek Katayev, Aliya Kalizhanova, Didar Yedilkhan, Ainur Kozbakova and Salauat Daullbayev
- 831–836 Coastal Village empowerment model for the fishermen economic strength in Pasuruan
—Dwiarko Nugrohoseno, Erina Rahmadyanti, Wiwin Yulianingsih and Hasan Dani
- 837–844 Assessment of physical carrying capacity of tourism for ecological development at Phawngpui National park, Mizoram, India
—Lalrosanga, Manohar Sajani and Rintluanga Pachuau
- 845–852 Community conservation behavior in controlling of forest and peatland fires, in the Kalawa village forest, Indonesia
—Penyang, Syekhfani, Mochtar Luthfi Rayes and Mangku Purnomo
- 853–857 Effect of nitric acid mutation of *Bacillus subtilis* on seeds germination of *Vigna Radiata*
—Zh. B. Suleimenova, O.N. Shemshura, A.K. Sadanov, G.A. Mombekova, Zh. K. Rakhmetova
- 858–869 The dependence of productivity and elemental status of dairy cows on the level of lead
—Sergey Miroshnikov, Oleg Zavyalov, Alexey Frolov and Ivan Gorlov
- 870–875 Experimental investigation of *Aegle marmelos* L. as biofertilizer and biopesticide
—Andi Badli, Rompegading, Muhammad Ardi and Yusminah Hala
- 876–887 A fuzzy logic control of a polynomial carbon dioxide model
—Azeddine Elmajidi, El housseine El Mazoudi, Jamila Elalami and Noureddine Elalami

-
- 888–895 **Application of activated carbon derived from durian wastes for improving turbidity, total organic carbon, and dissolved organic carbon**
—*M. F. M. Nordin, Y. Manickam, Shameli K., Tsuji T., M. J. Megat Mohd Noor, Shariff A. H. M., R. Wannahari and A. Saufi M. Naw*
- 896–899 **Studying new fish feeds based on nontraditional feed additives**
—*Ayazhan Urkimbayeva, Nurzhan Sarsembayeva, Kuandyk Sagyndykov, Bozena Lozowicka, Asyl Biltebay and Mirankul Yergumarova*
- 900–906 **Characterization of activated carbon prepared from cassava peel for Methylene blue removal**
—*M. F. M. Nordin, N. A. Rosli, Shameli K., Tsuji T., M. J. Megat Mohd Noor, R. Wannahari and A. Saufi M. Naw*
- 907–912 **Breeding new aquaculture objects at geothermal sources**
—*Kuanysh Nygmanovich Syzdykov, Zhaxygali Batyrgaleyevich Kuanchaleyev, Ainur Serikbaevna Assylbekova, Eldar Berikuly Marlenov and Suyundyk Erlanovich Mussin*
- 913–920 **Evaluation of growth performance of three stocks of *Labeo fimbriatus* from rivers of Peninsular India**
—*S. Vijaykumar, Muttappa Khavi and Y. Basavaraju*
- 921–924 **Synthesis and Characterization of 2 - (3-Hydroxybenzylidene) Amino)-1-methyl-1H-Imidazol-4(5H)-one and evaluation of biological activity**
—*Osama S. Hashim and Murtadha Gh. Jasim*
- 925–932 **An insight into an extra-curricular activity on environmental education: an experiential learning approach**
—*Sikhulile Bonginkosi Msezane*
- 933–937 **Explanation of the spatial pattern of Tourism capabilities in the development of rural entrepreneurship (Case study: Villages of Rasht, Guilan Province)**
—*Masoume Bloki Asli, Mohammadali. Ahmadian and Hamid. Jafari*
- 938–946 **Trends and challenges of mangrove restoration management - A lessons from Labuhan Village, Indonesia**
—*Rudianto, Nia Nurdiana and Andik Isdianto*
- 947–954 **Provision of moisture and photosynthetic activity of oil flax crops at different seeding times and seeding rates**
—*Dinara Bulatovna Zhamalova, Saniya Abiltaevna Tulkubayeva, Marat Bulatovich Tashmukhamedov, Altynay Burkhatovna Abuova, Kuantai Aubakirovich Aubakirov and Almabek Batyrzhanovich Nugmanov*
- 955–960 **Economical-biological features of Simmental and Holstein hybrids**
—*A.P. Velmatov, N.N. Neyaskin, Al-Isavi Ali Abdulamir Hamza, T.N. Tishkina and A.A. Velmatov*
- 961–967 **The sensitivity of ants on soil and air temperature as bioindicators of climate change in small Islands of Indonesia**
—*Fransina Latumahina and Gun Mardiatmoko*
- 968–974 **A multi-dimensional drought risk analysis in the Free State drought-hit municipalities, South Africa**
—*Bernard Moeketsi Hlalele*

The bioactive alkaloid from *Derris elliptica* (Roxb.) as biopesticide agents of *Scotinophara coartata* E on rice crops

Weny Musa*, Chairunisah. J. Lamangantjo** and Jusna Ahmad**

***Department of Chemistry, Biology**, The Faculty of Mathematics and Natural Science
Universitas Negeri Gorontalo, Indonesia**

(Received 1 January, 2019; accepted 8 February, 2019)

ABSTRACT

Discovering effective compounds to control insects is not the only focus of the development of plant pesticides. Recently, the trend has been shifted to addressing one or more particular types of phytophagous insects. This study aims to conduct a lab-scale biological study on the function of the root of *Derris elliptica* (Roxb.) as a pesticide to *Scotinophara coartata* E1 from attacking rice crops. This study has been carried out by isolating *Derris elliptica* (Roxb) guided by a biological test. The result of the active extract is alkaloid with concentration 0.1% which can act as biopesticide agents of the *Scotinophara coartata* E.

Key words : Isolation, Characterization, Alkaloid, *Derris elliptica*, *Scotinophara coartata* E

Introduction

Plants contain chemical compounds with bioactive ability to prevent bugs and diseases from its environment. In addition, specific kinds of the plant can be used to replace the synthetic pesticide in protecting plantation as well.

There are a number of plants known to exhibit secondary metabolic compounds in Indonesia, particularly Gorontalo. One of these examples is *Derris elliptica* (Roxb (Benth)) root or known as Tubile. Widely used as a fish poison, this plant is also effective as biopesticide at farms by mixing the plant with liquid fertiliser. Farmers use this pesticide to fight insects and pests.

A number of studies have been carried out to reveal the secret within *Derris elliptica* (Roxb (Benth)) plant. In a study by Dardenne and Marlier (1975), 2,5-dihydroxymethyl-3,4-dihydroxymethyl had been isolated successfully. Furthermore, Wu *et al.* (2012)

was able to isolate nine flavonoid compounds from the *Derris* plants. Lu *et al.* (2008) succeeded isolating two 2 new retinoid compounds from the same plant with the results 4', 5'-dihydroxy-6a, 12a-dehydrodeguelin (1), 11, 4', 5'-trihydroxy-6a, 12a-dehydrodeguelin (2).

Derris plant contains *rotenone* for its main active compounds. The other active ingredients are *deguelin*, *elliptone*, and *toxicarol*. According to Adharini Gus (2008), both rotenone and deguelin can serve as larvacida. In addition to the four compounds, Lu *et al.* (2008) discovered other compounds, such as: (2*S*,3*S*,4*R*,8*E*)-2*N*-{(2'*R*,3')-2',3'-dihydroxyhexanoyl}-1,3,4-trihydroxy-8-octadecane, (1), (2*S*,3*S*,4*R*,8*E*)-2*N*-{(2'*R*,3')-2',3'-dihydroxyhexanoyl (2*S*,3*S*,4*R*,8*E*)-2*N*-{(2'*R*,)2',-dihydroxyhexanoyl}-1,3,4-trihydroxy-8-octadecane (2), 1- \sim -D-(2*S*,3*S*,4*R*,8*E*)-2*N*-{(2'*R*,3')-2',3'-dihydroxyhexanoylgulocopyranosyl}-3,4-dihydroxy-8-octadecane,(3). Wu (2012) were able to isolate 12

*Corresponding author's email: wenny_musa@yahoo.com

compounds, such as: 6,4'-dihydroxy-7,5-dimethoxycumaronchromone (1), 7,4'-dihydroxy-,5'-methoxycumaronchromone (2), 7-hydroxy-4',5'-methylenedioxy-petrokarpan (3), 3-hidroxy-8,9-methylenedioxy-petrokarpan-6a-ene (4), flemikapparin-B (5), gene stein (6), prune tin (7), formononetin (8), apegeni (9), lutiolin (10), apegenin 7-O- β -D glucoside (11) and 5'R-6a,12a-dehidrorotenone (12). The compounds 2, 4, 7, 8, and 9 harness toxic characteristic for the agent *Spodoptera litura* (SL) and *Trichoplusia Ni BTI-Tn-5B1-4* (Hi-5) have rotenone as its controller.

The previous studies above reported that the active compound, which serves as the pesticide, is from flavonoid group. Consequently, these findings provide rationales for this study to know the effectiveness of the active compound in *Derris* plant. This compound is used to fight the *Scotinophara coartata E* from attacking rice crops.

Methods

Test Plant and Test Insect Pest

The test plant and test insect pest were from two different sites in Gorontalo. This study uses the root part of the Tubile plant (*Derris elliptica* (Roxb)). The test plant is taken from the district of Biluhu, Gorontalo regency, Gorontalo province. The test insect, *Scotinophara coartata E*, was obtained from Desa Permata, Gorontalo regency, Gorontalo province.

Extraction and Isolation

Dried *Derris* root is inserted into a container jar, and it is further macerated by methanol (2 x 24 hours). The methanol extract is evaporated by using a rotary evaporator with the temperature at 45 °C. This process will produce a concentrated extract of methanol of 68 gramme. Furthermore, the extract is treated through columnar chromatography by using 30 g of silica gel at height 20 cm. In the next step, this extract is eluted with ethyl acetate : methanol gradually (9:1; 8:2; 7:3; 6:4; 5:5; 4:6; 3:7; 2:8; 1:9) until the methanol is at 100%. The products of this process are three fractions of isolate, such as A1, A2, dan A3.

Based on the results of thin-layer chromatography (TLC), to find pure isolate, a further separation process is carried out on fraction A2. This is because the outcome from the fraction is easier to separate

compared to other fractions. In the second columnar chromatography, the silica gel is the stationary phase and the ethyl acetate: methanol with ratio 8:2 is the mobile phase. Consequently, two fractions are produced from the process, namely fraction A2.1 and fraction A2.2.

The result of TLC on fraction A2.2 reveals only one stain yet there are some on the baseline; the obtained isolate is not the pure one. This indicates that another columnar chromatography is necessary to be carried out. In the third columnar chromatography, the silica gel is the stationary phase while the chloroform: methanol with ratio 8:2 is the mobile phase to obtain 25 fractions. These obtained fractions are further analysed using the TLC with the eluant chloroform: methanol with ratio 8:2.

Three fractions, namely A2.2.1, A2.2.2, dan A2.2.3, are obtained from the third chromatography. Due to exhibiting the character of the pure isolate, the characterization process is carried out on the fraction A2.2.1. This is based on the outcome of the purity test. The spectrometer UV-Vis and IR are used throughout the characterization.

Pure Isolate Phytochemical Test

In order to recognise the new compound within the isolate, the obtained pure isolate is further examined through a phytochemical test. The test result yields positive result if the white sedimentation was detected. Indicates that the isolate contains alkaloid.

Biological Activity Test

The *Scotinophara coartata E* are collected for a lab-scale biological activity test. This is because farmers are still struggling to prevent the insect pest that attacks rice crops. Table 1 provides information on the outcome of the 24-hours biological test ranging from the complete columnar results of fractions to the isolate.

Results and Discussion

The isolate from the purifying process was in the form of a crystal. The phytochemical test revealed that the pure isolate contains alkaloid. The sediment formation on the dragendorff reagent resonates the finding. On the other hand, both the steroid and terpenoid in the flavonoid test show a negative result; there are no colour changes in each reagent.

The data of spectrum UV-Vis give maximum absorption on the 208.10 nm-wavelength. The continu-

ous electronic transition from $n-\pi^*$ and $n-\sigma^*$, which indicates the presence of C-N group, might be the trigger of the absorption. Compounds with the transition $n-\pi^*$ absorb the light at the range of wavelength 200-400 nm, while compounds with the transition $n-\sigma^*$, due to the unconjugated chromophore, absorb the light with 200 nm wavelength (Creswell, *et al.*, 2005). Due to the visibility on the transition $n-\sigma^*$ of spectrum of aromatic compounds contained the transition $n-\pi^*$, the transition $n-\pi^*$ shifts towards a higher wavelength with lower absorbance.

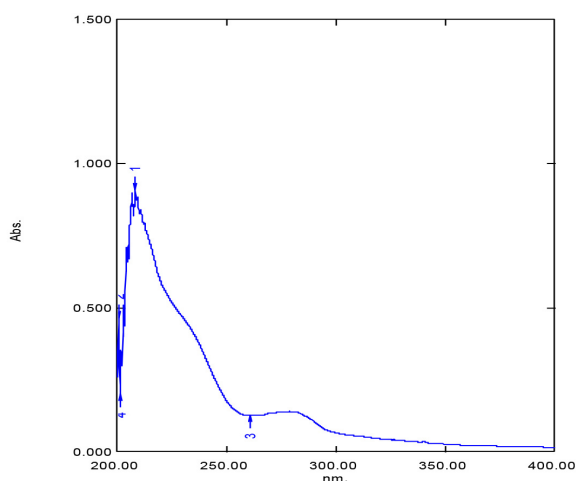


Fig. 1. Spectrum UV-Vis for the Isolate of Derris plant

The IR spectrum of isolate displays that the obtained compound showed wavenumber $3426,5\text{ cm}^{-1}$ stretched strong absorbance possibly due to bound N-H functional group. Wavenumber $2981,0\text{ cm}^{-1}$ showed a sharp and vigorous intensity absorbance, possibly due to the stretch absorbance of C-H groups seen at $2850\text{-}2950\text{ cm}^{-1}$ (Silverstone *et al.*, 1984). While the low rate of stretch absorbance at wavenumber $1640,6\text{ cm}^{-1}$ possibly due to C-H functional groups by the existence of tertiary amine C-N functional groups on $1300\text{-}1476\text{ cm}^{-1}$ area (Creswell *et al.*, 2005). Moreover, it is supported by aromatic tertiary amine functional group at $1300\text{-}1475\text{ cm}^{-1}$ (Creswell *et al.*, 2005) and sharp absorbance with

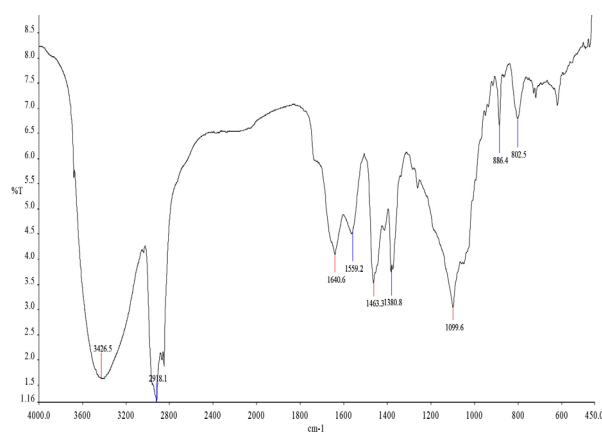


Fig. 2. Spectrum IR of isolate

Table 1. The Result of 24 hours-Observation of Biological Test on Fractions from Columnar Fraction and Isolate of Tubile Plant from the *Scotinophara coartata E*

Fractions and Isolate	Concentration (%)	Insect pest conditions	Leaf conditions
1.	AT1	0.1%	Dead
		0.05%	Alive
		0.01%	Alive
2.	AT2	0.1%	Alive
		0.05%	Alive
		0.01%	Alive
3.	AT3	0.1%	Dead
		0.05%	Alive
		0.01%	Alive
4.	AT4	0.1%	Alive
		0.05%	Alive
		0.01%	Alive
5.	Controlled (Leaf + Me OH)	Alive	Withered
6.	Controlled (Leaf)	Alive	Withered
7.	Controlled (No Leaf)	Dead	Withered

Description:

AT1 : Isolate of Derris elliptica (Roxb.)

AT2 : Combined column fraction 1

AT3 : Combined column fraction 2

AT4 : Combined column fraction 3

moderate intensity at wavenumber 1009,6 cm^{-1} . This condition is possibly caused by the existence of a C-N bent functional group which showed an existence of aliphatic tertiary seen at 1020-1250 cm^{-1} area (Silverstein *et al.*, 1984). The previous elucidation is presented in following Table 4.7.

The results of the biological test showed that the pure isolate with concentration at 0.1% provides a significant protease inhibitor and the percentage of mortality at 100% compared to the concentration 0.05% and 0.01%. The results were drawn after 24 hours of observation.

Conclusion

The most effective pesticide formula is the methanol extracted from *Derris elliptica* (Roxb.) with concentration at 0.01%. The phytochemical test produced from this methanol extract is alkaloids. This is supported by the IR spectrum with N-H, C-H, and C-N functional group. The UV-Vis test on the 208.10 nm wavelength reveals the continuous electronic transition from $n-\sigma^*$ and $n-\pi^*$, with isolate contains C-N and C=O functional group.

Acknowledgement

The researchers extend their sincere gratitude to

P2M Dikti (Directorate of Research and Community Services) for the sponsorship Penelitian Unggulan Perguruan Tinggi (PUPT), 2017.

References

- Adharini, Gus. 2008. *Uji Keampuhan Ekstrak Akar Tuba (Derris Elliptica Benth) untuk Pengendalian Rayap Tanah*, Departemen Silviculture Fakultas, Kehutanan Institut Pertanian Bogor.
- Creswell, J. Clifford., Ollaf A. R., dan Malcolm Campbell. 2005. *Analisis spektrum senyawa organik*. Bandung : ITB.
- Dardenne, G. and Marlier M., 1975., 2,5dihydroxymethyl 3,4_dihydroxypyrrolidine dans les f'euilles de *derris elliptica*, *Phytochemistry*. 15 : 741-749.
- Lu, H., Liang, J., Yu, P., Qu, W. and Dan Zhao, L. 2008. Two new rotenoids from the root of *Derris elliptica*. *Chinese Chemical Letters*. 19 : 1218-1220.
- Silverstein, Bassler dan Moril. 1984. *Penyidikan spektrometri senyawa organik*. Edisi ke-4. Jakarta; Erlangga
- Silverstein, dkk. 1984. *Penyidikan Spektrometri Senyawa Organik Edisi Keempat*. Erlangga. Jakarta.
- Sudjadi, 1985. *Penentuan Struktur Senyawa Organik*, Edisi pertama, Jakarta Timur : Ghalia Indonesia
- Wu, X., Song, Z., Xu, H.c Zhang, H., Chen, W. and dan Liu, H. 2012. *Chemical constituents of the aerial part of Derris elliptica*, *Fitoterapia* 83 : 732-736.