

Online Journal of **BIOLOGICAL SCIENCES**

ISSN 1408-4217



Scientific
Publications



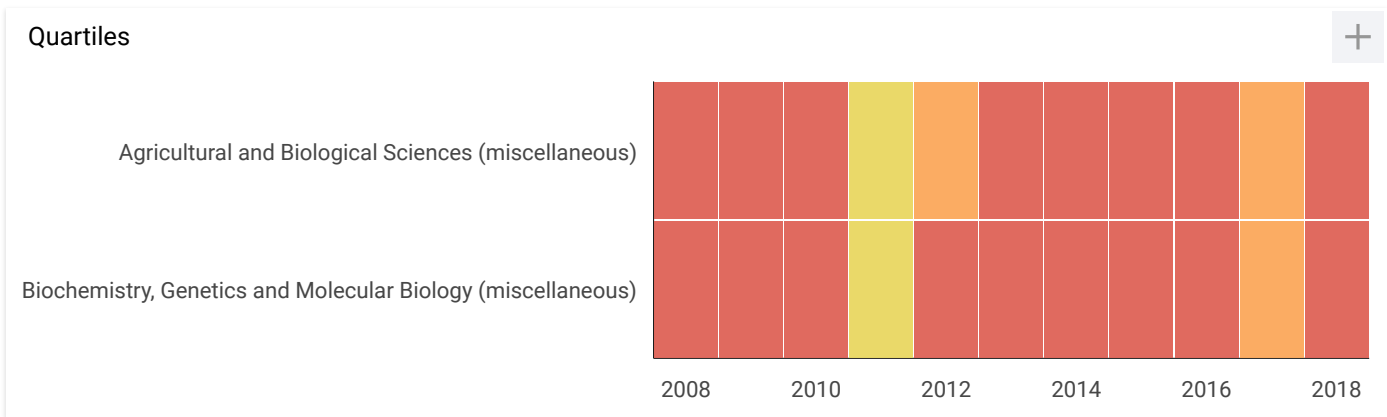


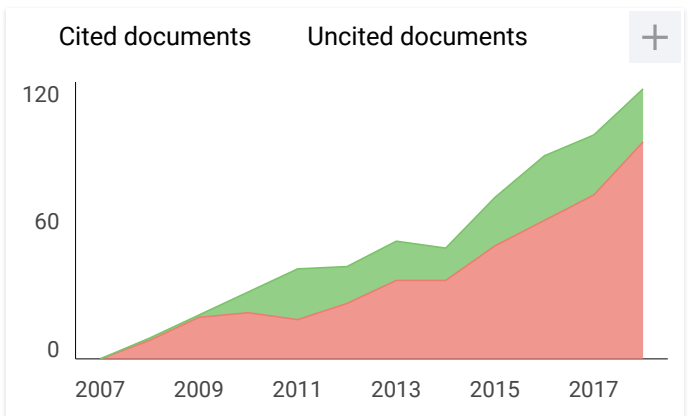
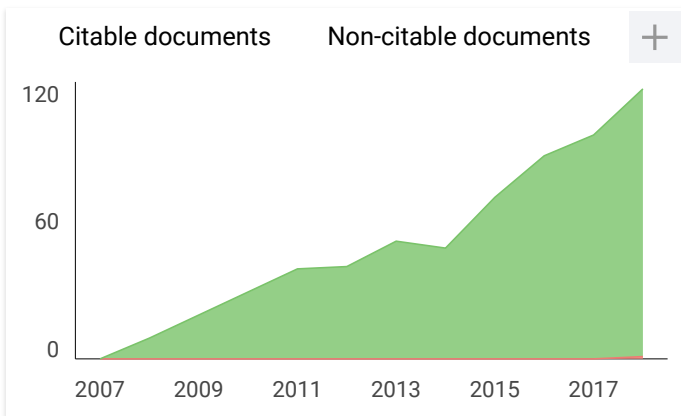
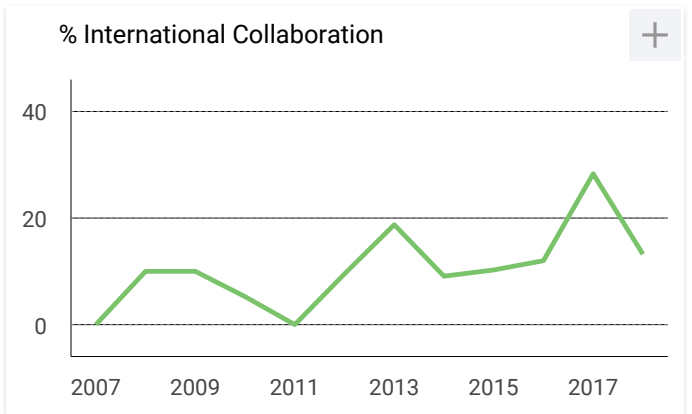
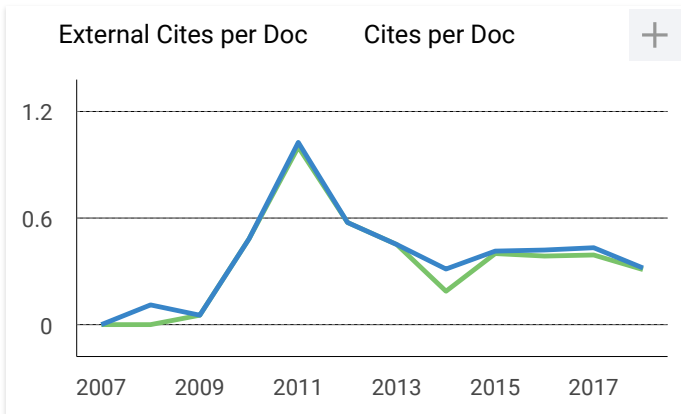
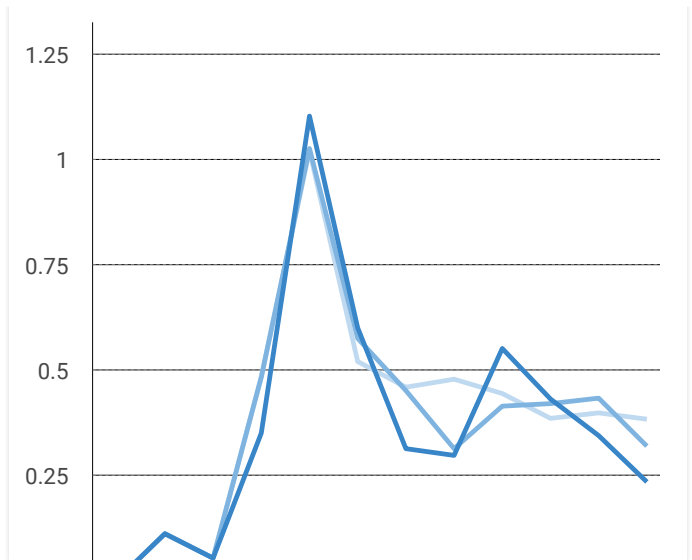
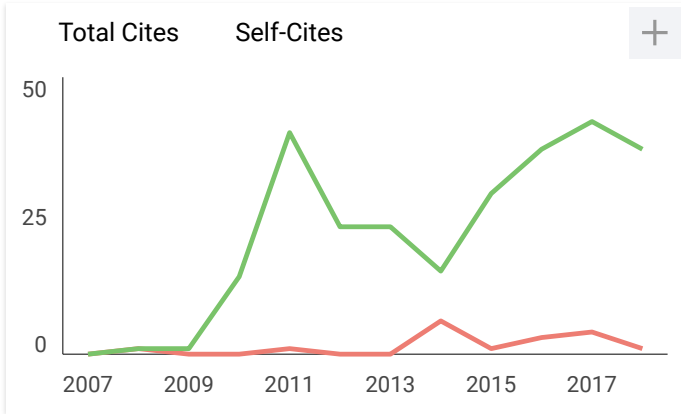
Scimago Journal & Country Rank Enter Journal Title, ISSN or Publisher Name

- Home
- Journal Rankings
- Country Rankings
- Viz Tools
- Help
- About Us

OnLine Journal of Biological Sciences

Country	United States - SJR Ranking of United States	<h1>12</h1> <hr/> <p>H Index</p>
Subject Area and Category	Agricultural and Biological Sciences Agricultural and Biological Sciences (miscellaneous) Biochemistry, Genetics and Molecular Biology Biochemistry, Genetics and Molecular Biology (miscellaneous)	
Publisher	Science Publications	
Publication type	Journals	
ISSN	16084217, 24108561	
Coverage	2007-ongoing	
Scope	:: Cell biology :: Developmental biology :: Structural biology :: Microbiology :: Molecular biology & genetics :: Biochemistry :: Biotechnology :: Biodiversity :: Ecology :: Marine biology :: Plant biology :: Bioinformatics	
	Homepage	
	Join the conversation about this journal	





OnLine Journal of Biological Sciences

Q4

Agricultural and Biological Sciences (miscellaneous)

best quartile

SJR 2018

0.15

powered by scimagojr.com

← Show this widget in your own website

Just copy the code below and paste within your html code:

```
<a href="https://www.scimaç
```

Leave a comment



OnLine Journal of Biological Sciences

Editor-in-Chief



Hatem Rouached

Universite Montpellier

France

Expertise: Membrane transport and nutrient signaling in plants. Molecular mechanisms that enable plants to adapt to mineral nutrient deficiency.

Associate Editors



Benson Chellakkan Selvanesan

Albert Einstein College of Medicine


United States



Guangfeng Zhao

The Affiliated Nanjing Drum Tower Hospital of Nanjing University Medical School

China



Liu Liu

University of Michigan

United States

Expertise: Stem Cell, microRNA, Developmental Biology, Immunity



Palani Kandavelu

University of Georgia (UGA), Athens, GA

United States

Editorial Board Members



Ashutosh Kumar

Ahmedabad University

India

Expertise: • Nanomedicines for cancer and arthritis • Nanobased drug and gene delivery • Nanoemulsions for food • Environmental nanotechnology, Nanotoxicology • Cell biology and signal transduction in relation to medicinal and pharmaceutical field • Nanogenotoxicity



Chandramohan Chitraju

Harvard University

United States

Expertise: Triglyceride Synthesis, Lipolysis, Lipid Droplet Biology, Lipid-Induced ER Stress, Insulin Resistance, Adipose Tissue Biology, Cold Induced Thermogenesis



Charles Packianathan

Florida International University

United States

Expertise: Protein Crystallography, Structural Biology and Molecular modelling



Chiara Lombardi

ENEA

Italy



Daniela Cilloni

University of Turin

Italy

Expertise: Medicine Biochemistry, Genetics and Molecular Biology Immunology and Microbiology Neuroscience
Pharmacology, Toxicology and Pharmaceuticals Arts and Humanities Chemistry Nursing



Gokmen Zafer Pekmezci

Ondokuz Mayıs University

Turkey

Expertise: Veterinary Agricultural and Biological Sciences Medicine Immunology and Microbiology Pharmacology, Toxicology and Pharmaceuticals



Lingjun Wang

Southern Medical University

China

Expertise: Medicine Biochemistry, Genetics and Molecular Biology



Lubos Danisovic

Comenius University

Slovakia

Expertise: Medical Biology and Genetics



Maulin P Shah

Enviro Technology Limited

India



Mohammed Omar Altonsy

The University of Sohag

Egypt



Noureddine Benkeblia

University of the West Indies

Jamaica

Expertise: Pure & Applied Sciences



Yue Jianbo

City University of Hong Kong

Hong Kong



Frequency: Quarterly

ISSN Print: 1608-4217

Cites per Doc: 0.35

SJR: 0.14

- [Journal Home \(https://thescipub.com/journals/ojbs/\)](https://thescipub.com/journals/ojbs/)
- [Abstracting and Indexing \(https://thescipub.com/journals/ojbs/indexing\)](https://thescipub.com/journals/ojbs/indexing)
- [Online First \(https://thescipub.com/journals/ojbs/aof\)](https://thescipub.com/journals/ojbs/aof)
- [Current Issue \(https://thescipub.com/journals/ojbs/current\)](https://thescipub.com/journals/ojbs/current)
- [Archive \(https://thescipub.com/journals/ojbs/archive\)](https://thescipub.com/journals/ojbs/archive)
- [Editorial Board \(https://thescipub.com/journals/ojbs/editors\)](https://thescipub.com/journals/ojbs/editors)
- [Instructions for Authors \(https://thescipub.com/journals/ojbs/instructions\)](https://thescipub.com/journals/ojbs/instructions)
- [Open Access Policy \(https://thescipub.com/journals/ojbs/oa\)](https://thescipub.com/journals/ojbs/oa)
- [Publication Ethics \(https://thescipub.com/journals/ojbs/ethics\)](https://thescipub.com/journals/ojbs/ethics)
- [Editorial Workflow \(https://thescipub.com/journals/ojbs/workflow\)](https://thescipub.com/journals/ojbs/workflow)

➤ [Publication Charges \(https://thescipub.com/journals/ojbs/apc\)](https://thescipub.com/journals/ojbs/apc)

➤ [Subscription Information \(https://thescipub.com/journals/ojbs/subscriptions\)](https://thescipub.com/journals/ojbs/subscriptions)

➤ [Open Special Issues \(https://thescipub.com/journals/ojbs/osi\)](https://thescipub.com/journals/ojbs/osi)

➤ [Published Special Issues \(https://thescipub.com/journals/ojbs/psi\)](https://thescipub.com/journals/ojbs/psi)

➤ [Special Issue Guidelines \(https://thescipub.com/journals/ojbs/siguidelines\)](https://thescipub.com/journals/ojbs/siguidelines)

[Submit an Article \(https://thescipub.com/es\)](https://thescipub.com/es)

Copyright 2020 © Science Publications

 [Twitter \(https://twitter.com/scipub\)](https://twitter.com/scipub)

 [Facebook \(https://www.facebook.com/SciPub\)](https://www.facebook.com/SciPub)



OnLine Journal of Biological Sciences

Abstracting and Indexing

- AGRICOLA
- AGRIS
- Chemical Abstracts Service
- CSA Illumina
- EBSCO
- EMBiology
- J-Gate
- SCOPUS
- Thomson Gale
- Ulrichsweb
- Zoological Record



Frequency: Quarterly

ISSN Print: 1608-4217

Cites per Doc: 0.35

SJR: 0.14

- Journal Home (<https://thescipub.com/journals/ojbs/>)
- Abstracting and Indexing (<https://thescipub.com/journals/ojbs/indexing>)
- Online First (<https://thescipub.com/journals/ojbs/aof>)
- Current Issue (<https://thescipub.com/journals/ojbs/current>)
- Archive (<https://thescipub.com/journals/ojbs/archive>)



OnLine Journal of Biological Sciences

Research Article

Plant Growth Promoting Activity of Actinomycetes Isolated from Soybean Rhizosphere

(<https://thescipub.com/abstract/10.3844/ojbsci.2019.1.8>)

Aris Tri Wahyudi, Jepri Agung Priyanto, Resti Afrista, Deni Kurniati, Rika Indri Astuti and Alina Akhdiya

Pages :

1-8

DOI :

10.3844/ojbsci.2019.1.8

Published On :

January 5, 2019

[Read more \(https://thescipub.com/abstract/10.3844/ojbsci.2019.1.8\)](https://thescipub.com/abstract/10.3844/ojbsci.2019.1.8)

[Download PDF \(https://thescipub.com/pdf/10.3844/ojbsci.2019.1.8\)](https://thescipub.com/pdf/10.3844/ojbsci.2019.1.8)

Human Adipose Stem Cells in Collagen on Angiogenesis Process of Burn Healing in Rat Model: Its

Number of Blood Vessels (<https://thescipub.com/abstract/10.3844/ojbsci.2019.9.14>)

Luluk Yunaini, Puji Sari, Dwi Pratami Septiara, Helsy Junaidi and Radiana D Antarianto

Pages :

9-14

DOI :

10.3844/ojbsci.2019.9.14

Published On :

January 7, 2019

[Read more \(https://thescipub.com/abstract/10.3844/ojbsci.2019.9.14\)](https://thescipub.com/abstract/10.3844/ojbsci.2019.9.14)

[Download PDF \(https://thescipub.com/pdf/10.3844/ojbsci.2019.9.14\)](https://thescipub.com/pdf/10.3844/ojbsci.2019.9.14)

Effect of *Pachyrrizus erosus* Extract on the Thrips Attack Phenomenon (Thripidae) in *Capsicum annum*

L. Leave (<https://thescipub.com/abstract/10.3844/ojbsci.2019.15.19>)

Tasmin Tangngareng, Asni Johari, Ratna Sari Dewi, Desfaur Natalia, Hastutik Setia A and Muhamad Tomy

Pages :

15-19

DOI :

10.3844/ojbsci.2019.15.19

Published On :

January 24, 2019

[Read more \(https://thescipub.com/abstract/10.3844/ojbsci.2019.15.19\)](https://thescipub.com/abstract/10.3844/ojbsci.2019.15.19)

[Download PDF \(https://thescipub.com/pdf/10.3844/ojbsci.2019.15.19\)](https://thescipub.com/pdf/10.3844/ojbsci.2019.15.19)

Flavonoids and Antimicrobial Properties of *Begonia fischeri* var. *palustris* *in vitro* Plantlets

(<https://thescipub.com/abstract/10.3844/ojbsci.2019.20.27>)

Evgeniya A. Karpova, Alexandra Yu. Nabieva, Tatiana D. Fershalova, Yuliya L. Yakimova and Nataliya V. Tsybulya

Pages :

20-27

DOI :

10.3844/ojbsci.2019.20.27

Published On :

January 29, 2019

[Read more \(https://thescipub.com/abstract/10.3844/ojbsci.2019.20.27\)](https://thescipub.com/abstract/10.3844/ojbsci.2019.20.27)

[Download PDF \(https://thescipub.com/pdf/10.3844/ojbsci.2019.20.27\)](https://thescipub.com/pdf/10.3844/ojbsci.2019.20.27)

Sex Dimorphism in the *Fgf21* Gene Expression in Liver and Adipose Tissues is Dependent on the Metabolic Condition (<https://thescipub.com/abstract/10.3844/ojbsci.2019.28.36>)

Nadezhda Bazhan, Tatiana Jakovleva, Natalia Balyibina, Anastasia Dubinina, Elena Denisova, Natalia Feofanova and Elena Makarova

Pages :

28-36

DOI :

10.3844/ojbsci.2019.28.36

Published On :

January 29, 2019

[Read more \(https://thescipub.com/abstract/10.3844/ojbsci.2019.28.36\)](https://thescipub.com/abstract/10.3844/ojbsci.2019.28.36)

[Download PDF \(https://thescipub.com/pdf/10.3844/ojbsci.2019.28.36\)](https://thescipub.com/pdf/10.3844/ojbsci.2019.28.36)

Investigation

Clostridia in Commercial Fish of the Azov and Black Seas and in Aquaculture Facilities in the Southern Region of Russia (<https://thescipub.com/abstract/10.3844/ojbsci.2019.37.45>)

Yuriy Aleksandrovich Fedorov, Marina Aleksandrovna Morozova and Roman Gennad'yevich Trubnik

Pages :

37-45

DOI :

10.3844/ojbsci.2019.37.45

Published On :

February 1, 2019

[Read more \(https://thescipub.com/abstract/10.3844/ojbsci.2019.37.45\)](https://thescipub.com/abstract/10.3844/ojbsci.2019.37.45)

[Download PDF \(https://thescipub.com/pdf/10.3844/ojbsci.2019.37.45\)](https://thescipub.com/pdf/10.3844/ojbsci.2019.37.45)

Heavy Metal Contents in Beef Cattle Grazing in Landfill of Makassar City, Indonesia

(<https://thescipub.com/abstract/10.3844/ojbsci.2019.46.50>)

Ambo Ako, Renny Fatmyah Utamy, Syamsuddin Nampo, Purnama Isti Khaerani, Sema , Rahmawati and Syamsuddin Hasan

Pages :

46-50

DOI :

10.3844/ojbsci.2019.46.50

Published On :

February 9, 2019

[Read more \(https://thescipub.com/abstract/10.3844/ojbsci.2019.46.50\)](https://thescipub.com/abstract/10.3844/ojbsci.2019.46.50)

[Download PDF \(https://thescipub.com/pdf/10.3844/ojbsci.2019.46.50\)](https://thescipub.com/pdf/10.3844/ojbsci.2019.46.50)

Molecular Approach to Identify Gobioid Fishes, "Nike" and "Hundala" (Local Name), from Gorontalo Waters, Indonesia (<https://thescipub.com/abstract/10.3844/ojbsci.2019.51.56>)

Abdul Hafidz Oliy, Femy M. Sahami, Sri Nuryatin Hamzah and Nuralim Pasingi

Pages :

51-56

DOI :

10.3844/ojbsci.2019.51.56

Published On :

February 11, 2019

[Read more \(https://thescipub.com/abstract/10.3844/ojbsci.2019.51.56\)](https://thescipub.com/abstract/10.3844/ojbsci.2019.51.56)

[Download PDF \(https://thescipub.com/pdf/10.3844/ojbsci.2019.51.56\)](https://thescipub.com/pdf/10.3844/ojbsci.2019.51.56)

Reprocess of Copper from Worn Printed Circuit Boards

(<https://thescipub.com/abstract/10.3844/ojbsci.2019.57.68>)

Swarnambiga A.K., M. Vidya Kalaivani, Sarah Sathyawathi and T.S. Ramyaa Lakshmi

Pages :

57-68

DOI :

10.3844/ojbsci.2019.57.68

Published On :

February 12, 2019

[Read more \(https://thescipub.com/abstract/10.3844/ojbsci.2019.57.68\)](https://thescipub.com/abstract/10.3844/ojbsci.2019.57.68)

[Download PDF \(https://thescipub.com/pdf/10.3844/ojbsci.2019.57.68\)](https://thescipub.com/pdf/10.3844/ojbsci.2019.57.68)

Antileishmanial and Antibacterial Activity of Essential Oils of Medicinal Plant *Achillea santolina* L.

(<https://thescipub.com/abstract/10.3844/ojbsci.2019.69.76>)

Abdulkarim Dakah and Mohammed Maarrouf

Pages :

69-76

DOI :

10.3844/ojbsci.2019.69.76

Published On :

March 2, 2019

[Read more \(https://thescipub.com/abstract/10.3844/ojbsci.2019.69.76\)](https://thescipub.com/abstract/10.3844/ojbsci.2019.69.76)

[Download PDF \(https://thescipub.com/pdf/10.3844/ojbsci.2019.69.76\)](https://thescipub.com/pdf/10.3844/ojbsci.2019.69.76)

The Usage of Biologically Active Raw Materials in Confectionery Products Technology

(<https://thescipub.com/abstract/10.3844/ojbsci.2019.77.91>)

Alfiya Chernenkova, Svetlana Leonova, Tamara Nikiforova, Anna Zagranichnaya, Evgeniy Chernenkov, Olesya Kalugina, Elena Badamshina and Igor Gazeev

Pages :

77-91

DOI :

10.3844/ojbsci.2019.77.91

Published On :

March 7, 2019

[Read more \(https://thescipub.com/abstract/10.3844/ojbsci.2019.77.91\)](https://thescipub.com/abstract/10.3844/ojbsci.2019.77.91)

[Download PDF \(https://thescipub.com/pdf/10.3844/ojbsci.2019.77.91\)](https://thescipub.com/pdf/10.3844/ojbsci.2019.77.91)

Genotoxicity through Exposure to Particulate Matter (PM₁₀) at two Sites in the Valle de Aburrá, Colombia (<https://thescipub.com/abstract/10.3844/ojbsci.2019.92.97>)

Verónica Estrada-Vélez, Lucelly López-López, Lina María Martínez-Sánchez, Camilo Andrés Agudelo-Vélez, María de los Ángeles Rodríguez-Gázquez, María Victoria Toro-Gómez, Luz Yaneth Orozco-Jimenez, Mónica Zuluaga-Quintero, Johan Sebastián Lopera-Valle, Ana Paulina Pamplona-Sierra, Ana María Díaz-Zuluaga, Natalia Vargas-Grisales, Ana María Vargas-Gallego, Jennifer Rojas-Londoño, Felipe Hernández-Restrepo, Andrea Ocampo-Patiño, Sara Rojas-Jimenez and Isabel Cristina Ortiz-Trujillo

Pages :

92-97

DOI :

10.3844/ojbsci.2019.92.97

Published On :

March 19, 2019

[Read more \(https://thescipub.com/abstract/10.3844/ojbsci.2019.92.97\)](https://thescipub.com/abstract/10.3844/ojbsci.2019.92.97)

[Download PDF \(https://thescipub.com/pdf/10.3844/ojbsci.2019.92.97\)](https://thescipub.com/pdf/10.3844/ojbsci.2019.92.97)

Biopesticides as Promising Alternatives to Chemical Pesticides: A Review of Their Current and Future Status
(<http://thescipub.com/abstract/10.3844/ojbsci.2020.66.76>)

Lukmanul Hakim Samada and Usman Sumo Friend Tambunan

Volume : 20, Issue : 2 Pages : 66-76

Published On : April 29, 2020

SSR Analysis of Nuclear DNA of Annual and Perennial Sunflower Species (*Helianthus L.*)
(<http://thescipub.com/abstract/10.3844/ojbsci.2020.77.83>)

N.V. Markin, A.V. Usatov, A.V. Grinko, K.F. Kan and V.A. Gavrilova

Volume : 20, Issue : 2 Pages : 77-83

Published On : April 25, 2020

Non-Target Inhibition of Antioxidant Enzymes in Honey Bees (*A. mellifera* and *A. florea*) Upon Pesticide Exposure
(<http://thescipub.com/abstract/10.3844/ojbsci.2020.57.65>)

Amal Ahmed Berjawi, Syed Salman Ashraf and Mohammad Ali Al-Deeb

Volume : 20, Issue : 2 Pages : 57-65

Published On : April 10, 2020

Assessment of the *Annona muricata* Leaf Ethanol Extract Effect on The Diameter of Pancreatic Islets in Alloxan-Induced Mice (<http://thescipub.com/abstract/10.3844/ojbsci.2020.50.56>)

Syafira N. Dewi, Supri I. Handayani, Marini Stephanie, Siti Nurbaya and Vivitri D. Prasasty

Volume : 20, Issue : 1 Pages : 50-56

Published On : March 9, 2020

Infection of *Ostrinia furnacalis* (Lepidoptera: Pyralidae) by Endophytic *Beauveria bassiana* on Corn
(<http://thescipub.com/abstract/10.3844/ojbsci.2020.1.7>)

Itji Diana Daud, Elkawakib, Kahar Mustari, Aris Baso and Nuniek Widiyani

Volume : 20, Issue : 1 Pages : 1-7

Published On : March 5, 2020



ISSN Print: 1608-4217



OnLine Journal of Biological Sciences

Molecular Approach to Identify Gobioid Fishes, “Nike” and “Hundala” (Local Name), from Gorontalo Waters, Indonesia

Abdul Hafidz Oliy, Femy M. Sahami, Sri Nuryatin Hamzah and Nuralim Pasingi

DOI : 10.3844/ojbsci.2019.51.56

OnLine Journal of Biological Sciences

Volume 19, Issue 1

Pages 51-56

Abstract

Data of the species scientific name is required to study biodiversity and conservation of local fish species. Nike and hundala are the local names for fish found in Gorontalo whose scientific names are unknown and recognized by local people as two different species of fish. This study aims to identify the genetic and species of nike and hundala fish. Nike and hundala specimens were collected using a fish net from the estuary of Gorontalo Bay and Bone River, Gorontalo, Indonesia in April 2018. Molecular analysis of fish over sequencing methods shows that nike and hundala at Gorontalo waters are alleged as *Sicyopterus longifilis*.

Copyright

© 2019 Abdul Hafidz Oliy, Femy M. Sahami, Sri Nuryatin Hamzah and Nuralim Pasingi. This is an open access article distributed under the terms of the Creative Commons Attribution License (<http://creativecommons.org/licenses/by/4.0/>), which permits unrestricted use, distribution, and reproduction in any medium, provided the original author and source are credited.



ISSN Print: 1608-4217

➤ [View Abstract \(https://thescipub.com/abstract/10.3844/ojbsci.2019.51.56\)](https://thescipub.com/abstract/10.3844/ojbsci.2019.51.56)

➤ [View Fulltext PDF \(https://thescipub.com/pdf/10.3844/ojbsci.2019.51.56.pdf\)](https://thescipub.com/pdf/10.3844/ojbsci.2019.51.56.pdf)

➤ [Journal Home \(https://thescipub.com/journals/ojbs/\)](https://thescipub.com/journals/ojbs/)

➤ [Abstracting and Indexing \(https://thescipub.com/journals/ojbs/indexing\)](https://thescipub.com/journals/ojbs/indexing)

➤ [Online First \(https://thescipub.com/journals/ojbs/aof\)](https://thescipub.com/journals/ojbs/aof)

➤ [Archive \(https://thescipub.com/journals/ojbs/archive\)](https://thescipub.com/journals/ojbs/archive)

➤ [Editorial Board \(https://thescipub.com/journals/ojbs/editors\)](https://thescipub.com/journals/ojbs/editors)

➤ [Instructions to Authors \(https://thescipub.com/journals/ojbs/instructions\)](https://thescipub.com/journals/ojbs/instructions)

➤ [Publication Ethics \(https://thescipub.com/journals/ojbs/ethics\)](https://thescipub.com/journals/ojbs/ethics)

➤ [Editorial Workflow \(https://thescipub.com/journals/ojbs/workflow\)](https://thescipub.com/journals/ojbs/workflow)

➤ [Publication Charges \(https://thescipub.com/journals/ojbs/apc\)](https://thescipub.com/journals/ojbs/apc)

➤ [Open Special Issues \(https://thescipub.com/journals/ojbs/osi\)](https://thescipub.com/journals/ojbs/osi)

➤ [Published Special Issues \(https://thescipub.com/journals/ojbs/psi\)](https://thescipub.com/journals/ojbs/psi)

[Submit an Article \(http://thescipub.com/es\)](http://thescipub.com/es)

Molecular Approach to Identify Gobioid Fishes, “Nike” and “Hundala” (Local Name), from Gorontalo Waters, Indonesia

Abdul Hafidz Oliy, Femy M. Sahami, Sri Nuryatin Hamzah and Nuralim Pasingi

Department of Aquatic Resources Management, Faculty of Fisheries and Marine Science,
Gorontalo State University, Gorontalo City, Indonesia

Article history

Received: 11-09-2018

Revised: 3-01-2019

Accepted: 08-02-2019

Corresponding Author:

Abdul Hafidz Oliy

Department of Aquatic
Resources Management, Faculty
of Fisheries and Marine Science,
Gorontalo State University,
Gorontalo City, Indonesia
Email: oliihafidz@gmail.com

Abstract: Data of the species scientific name is required to study biodiversity and conservation of local fish species. Nike and hundala are the local names for fish found in Gorontalo whose scientific names are unknown and recognized by local people as two different species of fish. This study aims to identify the genetic and species of nike and hundala fish. Nike and hundala specimens were collected using a fish net from the estuary of Gorontalo Bay and Bone River, Gorontalo, Indonesia in April 2018. Molecular analysis of fish over sequencing methods shows that nike and hundala at Gorontalo waters are alleged as *Sicyopterus longifilis*.

Keywords: Gorontalo, Local Fish Hundala, Nike, *Sicyopterus longifilis*, *Sicyopterus pugnans*

Introduction

Nike and hundala are the local names of fish found in the waters of Gorontalo, Indonesia where the scientific name of these two types of fish is not known. Biological and ecological information on both types of these species is also not yet available. These two types of fish are endemic in Gorontalo and have not been determined scientifically. A comprehensive scientific study of nike and hundala fish in Gorontalo waters is required to facilitate further research, especially those related to bioecology in supporting the management and conservation of fish species in the world.

Nike is the local name of small fish found in the waters of the sea and estuary of Bone River, Gorontalo, Indonesia (Oliy *et al.*, 2017). Nike fish in Gorontalo waters will only appear in a few days at the end of the lunar phase (Pasingi and Abdullah, 2018) and move from the sea towards the estuary and disappear and then reappear in the final few days of the next phase of the month and at the beginning of the new month. Nike fish is thought to have transformed into adult fish during the time of movement to reach the river so that its form is no longer recognized.

Morphologically, hundala fish exhibit features that similar to nike. This led to the notion that the hundala fish was an adult nike that had reached the river to spawn. However, this hypothesis has not been scientifically proven. Therefore, it is necessary to study the comparison of nike and hundala. This study aims to identify the species of nike and hundala fish with a molecular approach.

Materials and Methods

Sampling

Nike and hundala specimens were collected from the estuary of Gorontalo Bay (N 00°30.305' and E 123°03.739') and Bone River (N 00°31.347' and E 123°04.358') in Gorontalo waters, Indonesia (Fig. 1) in April 2018. Samples were caught using a fish net.

Molecular Analysis

Genomic DNA was isolated from the muscle tissue for sequencing method using the *Genomic DNA mini kit (plant)*, Geneaid. Sequencing target was the cytochrome c oxidase subunit I (COI) gene due to DNA barcoding based on a fragment of the COI gene in the mitochondrial genome is widely applied in species identification and biodiversity studies (Bingpeng *et al.*, 2018). The COI gene is recommended as the standard barcoding marker for most animals (Renxie *et al.*, 2018). Based on COI barcoding, high rates of species-level identification are well documented in many animal species, for instance, 95.27% for numerous northwestern pacific mollusks (Sun *et al.*, 2016) and 98% for marine fishes (Ward, 2009). In addition, many studies have shown that intraspecific variation of COI barcodes is generally pretty small and clearly discriminable from interspecific variation (Hubert *et al.*, 2008; Steinke *et al.*, 2009; Ward *et al.*, 2009; Bucklin *et al.*, 2011).

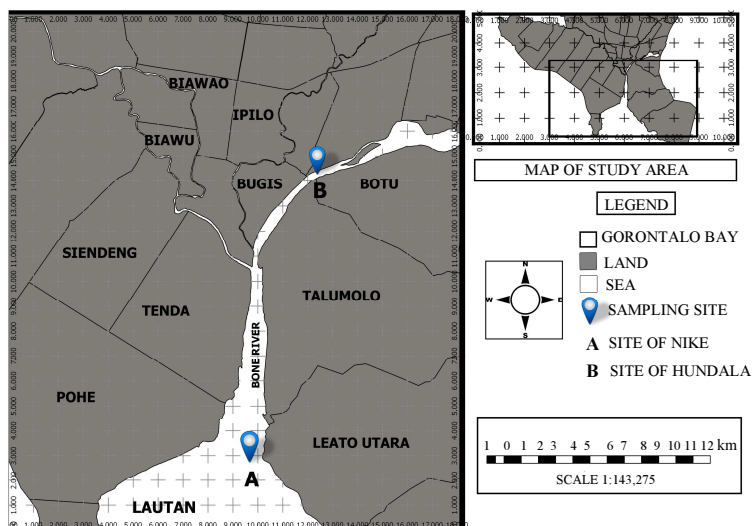


Fig. 1: Sampling sites of nike and hundala in Gorontalo Waters

The COI gene was amplified with primers Fish BCL: 5' TCAACYAATCAYAAAGATATYGGCAC-3' and Fish BCH: 5'- ACTTCYGGGTGRCCRAARAATCA-3' (Baldwin *et al.*, 2008) in a 50- μ L volume with 18 μ L ddH₂O, 2.5 μ L of Fish BCL (10 μ M), 2.5 μ L of Fish BCH (10 μ M), 1.0 unit of DMSO, 25 μ L of Go Taq Green PCR Mix 2X and 2 μ L of DNA template. The PCR conditions were pre-denaturation at 80°C for 10 s and initial denaturation at 94°C for 5 min, followed by 40 cycles of 30 s at 94°C, 30 s at 50°C, 45 s at 72°C and the final extension at 72°C for 7 min. The PCR products were visualized on 1.5% agarose gel.

The sequencing process was carried out using the Sanger Termination Dideoxy Method. The sequencing process was carried out by 1st Base, Malaysia, through PT. Genetic Science. The nucleotide sequence from DNA sequencing was carried out by CONTIG using the BioEdit application with manual editing and pruning during the alignment process. The Alignment data obtained was then matched with the data available on the Genbank, namely Barcode of Life Data (BOLD) system and National Center for Biotechnology Information (NCBI).

A phylogenetic tree was arranged by aligning DNA sequences of nike and hundala fish identified with several DNA sequences of species in the same family. The tree was made using the Maximum Likelihood Method with 1000 bootstraps. DNA sequences and phylogenetic tree compilation are aligned using MEGA 6.0 application with default settings.

Results

Genetic Identification of Nike and Hundala Fish

Genetic identification carried out to confirm genetics of nike and hundala fish in Bone River, Gorontalo.

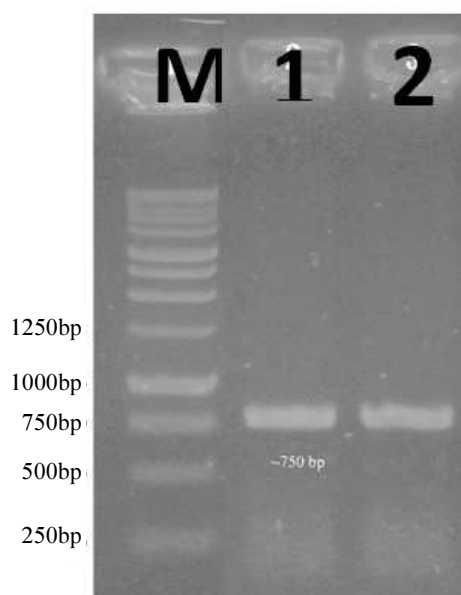


Fig. 2: Electrophoresis results of nike and hundala DNA (M= DNA ladder 100bp; 1= Hundala; 2= Nike)

Electrophoresis of mitochondrial DNA COI genes of nike and hundala fish is shown in Fig. 2, with amplicon lengths of ~ 600-700 bp.

CONTIG results of nucleotide sequencing of nike and hundala using Bioedit software were subsequently identified based on the BOLD system database on the www.boldsystems.org website, by selecting the database Species Level Barcode Records (3,170,080 Sequences/ 192,274 Species/77,605 Interim Species). The results of genetic identification comparison of nike and hundala to fish sequences in BOLD and NCBI database are presented in Table 1 and 2 respectively.

Nike and hundala are thought to be the same species as *Sicyopterus longifilis*. This is as based on BOLD database (Table 1) they have the highest similarity to *Sicyopterus longifilis* with the number of 100% and 99.68% consecutively. Whereas, according to NCBI database, the highest similarity value of merely 99% is indicated by nike and hundala fish as *Sicyopterus pugnans* (Table 2).

The phylogenetic tree also aligns some of the genetics of fish in the same genus available in BOLD which are also found in other areas (Fig. 3). Nike and hundala species have a very close relationship with the species *S. pugnans* caught in French, Polynesia.

Table 1: The comparison of nike and hundala sequences with BOLD fish database

No	Specimens	Species	Similarity	Data Status
1	Nike	<i>Sicyopterus longifilis</i>	100%	Private
2		<i>S. longifilis</i>	100%	Private
3		<i>S. longifilis</i>	100%	Private
4		<i>S. longifilis</i>	100%	Private
5		<i>S. longifilis</i>	100%	Private
1	Hundala	<i>S. longifilis</i>	99.68%	Private
2		<i>S. longifilis</i>	99.52%	Private
3		<i>S. longifilis</i>	99.52%	Private
4		<i>S. longifilis</i>	99.52%	Private
5		<i>S. longifilis</i>	99.52%	Private

Table 2: The comparison of nike and hundala sequences with NCBI fish database

No	Specimens	Species	Accession Number	Identity
1	Nike	<i>Sicyopterus pugnans</i>	KJ202204.1	99%
2		<i>S. pugnans</i>	KF668861.1	96%
3		<i>S. pugnans</i>	HQ639045.1	95%
4		<i>S. pugnans</i>	HQ639044.1	95%
5		<i>S. pugnans</i>	JQ432155.1	95%
1	Hundala	<i>S. pugnans</i>	KJ202204.1	99%
2		<i>S. pugnans</i>	KF668861.1	96%
3		<i>S. pugnans</i>	HQ639045.1	95%
4		<i>S. pugnans</i>	HQ639044.1	95%
5		<i>S. pugnans</i>	JQ432155.1	96%

Due to *S. longifilis* sequence data in BOLD database is still private and has not been permitted to be accessed, the study used fish sequences available in NCBI database to display nike and hundala fish relations to the other gobiidae (Fig. 4).

Figure 4 shows that nike and hundala fish are obviously separated from *S. pugnans*. On the other hand, nike and hundala share the highest similarity to each other. Unfortunately, the location of *S. longifilis* among nike and hundala fish cannot be displayed on the phylogenetic tree since this species is not available in NCBI database. In this case, although a more comprehensive analysis is needed to convince that they are characterized as the same fish, this allegation is still possible due to their nucleotide variation occurs only three times with base sequences of 97, 391 and 454 from the edited sequence along 650bp. As a result, the small p-distance of 0.0046 between the two samples supports that these two samples were the same species.

Morphological Characteristics of Nike and Hundala Fish

Nike and hundala are considered fish that have different stages of life. Nike is a juvenile while hundala is an adult stadium (Fig. 5), yet in this study, no detail morphological identification of nike and hundala species was carried out.

The morphological characteristic of nike is shown by the small body size which only reaches 3 cm and the body color is still transparent. The body has no scales, incomplete fins and an undeveloped mouth.

Hundala morphology showed a long body size reaching 6.5 cm compared to nike. Hundala has the dark body color and there were grayish spots on the dorsal part. Its body was scaly and the fin was complete with the blonde caudal fin color, flatted head shape, and the inferior mouth has developed perfectly.

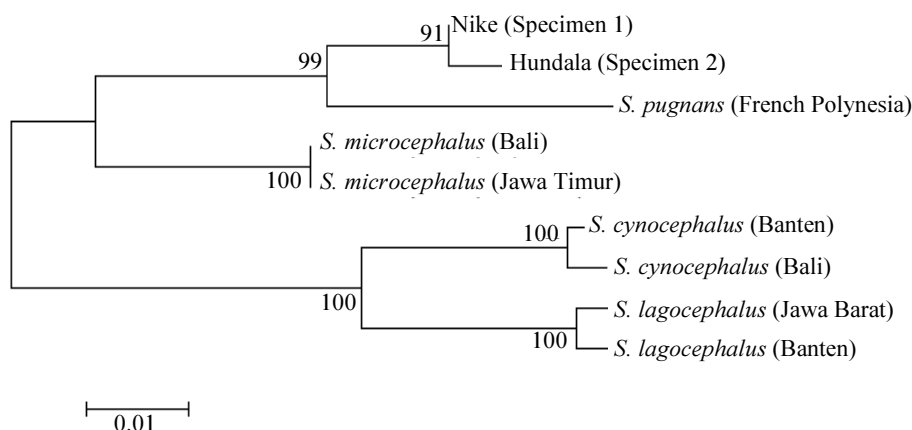


Fig. 3: Phylogenetic trees of nike and hundala compared to species found from other areas available in BOLD

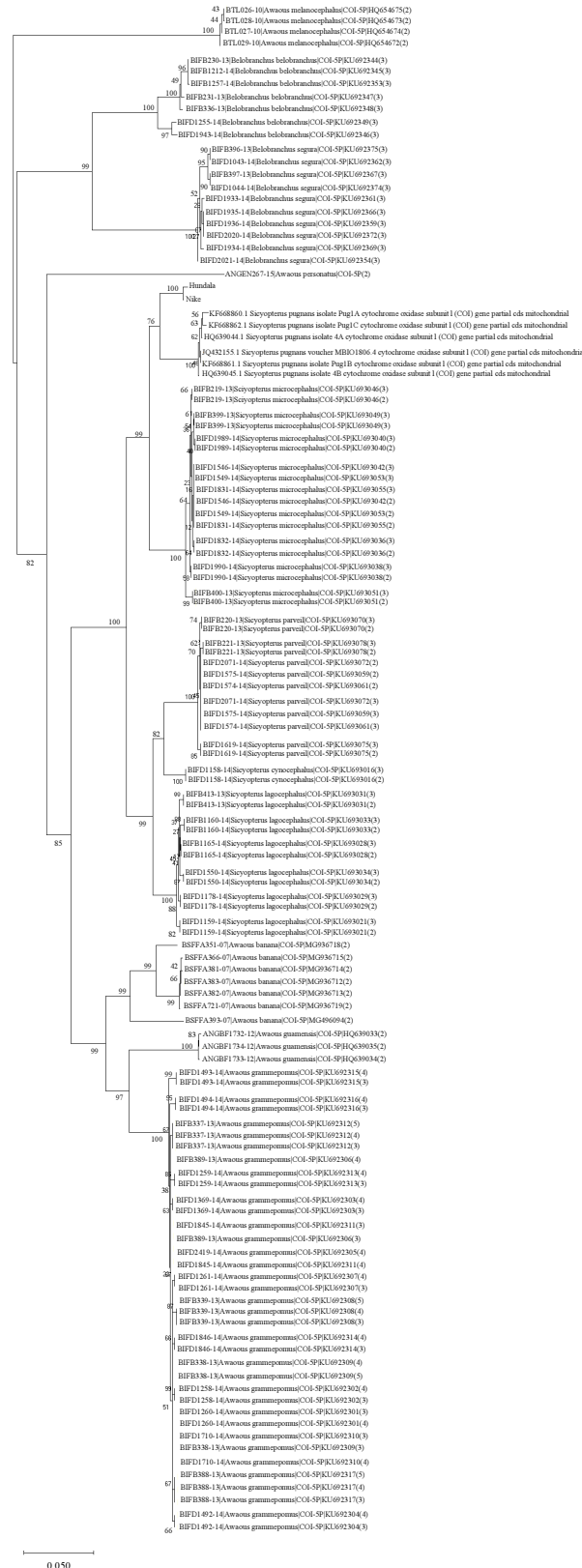


Fig. 4: Phylogenetic tree of Nike and Hundala compared to some gobiidae species available in NCBI



Fig. 5: Specimens of (a) nike and (b) hundala from Gorontalo Waters

Discussion

This study shows that nike and hundala fish in Gorontalo waters are apparently as *Sicyopterus longifilis* species which is a freshwater fish type from the gobioid group based on their highest sequence similarity to *S. longifilis* in BOLD system. The species of *S. longifilis* originates from the Sicydiinae family (Wang *et al.*, 2001). Lord *et al.* (2010) stated that fresh water of the Pacific region is inhabited by Gobiidae (Sicydiinae) species with a specific life cycle adapted to the insular amphidromous called as the environment (Keith, 2003). In this life cycle, newly hatched fish drift downstream to the ocean, recruit back to stream mouths as juveniles and then migrate upstream to live as adults (Luton *et al.*, 2005).

The results of this study indicate that nike fish is the local designation of the Gorontalo community for juvenile phase, while the adult is hundala. Both are alleged as *Sicyopterus longifilis*. Keith *et al.* (2008) found that the morphological transformation of *Sicyopterus lagocephalus* between hatching and the adult phase is composed of two larval stages (L1, L2). In an adult stage, coloration is typical of sexual dimorphism. The mouth is inferior. The caudal fin distal border is rounded (% C superior to 100%). Adults are found in the lower, medium and upper courses of the river. Yamasaki *et al.* (2007) described briefly the developmental stages of another Sicydiine Gobiidae, a *Stiphodon*, using the terms "pelagic larvae", "settled larvae", "juvenile" and "adult".

Although scientific studies of *S. longifilis* species in Gorontalo waters are not yet available, Keith *et al.* (2011) described five new species of *Sicyopterus*, freshwater gobies, are described in Papua New Guinea and Papua Province, Indonesia. They differ from other species belonging to the genus by the combination of characters including the upper lip morphology, the second dorsal fin, the scales in the lateral, pre-dorsal, transverse back, transverse forward and zigzag series, sexual dimorphism and live colors.

Conclusion

From this study, we come to the conclusion that nike and hundala fish supposedly as *Sicyopterus longifilis* which are considered as species available in the Bone River and the estuary of Gorontalo Bay. Furthermore, a more comprehensive analysis of other divergent gene sequences is needed to convince this species characterization.

Acknowledgment

We wish to thank the staff of Fisheries and Marine Science Faculty Laboratory, Gorontalo State University for technical help.

Funding Information

This project is funding by the Directorate of Research and Development, Ministry of Research, Technology and Higher Education of Republic Indonesia.

Author's Contributions

Abdul Hafidz Ollii: Coordinated the implementation of research work, conducted research, compiled the literary review, analyzed and interpreted the study findings, drew conclusions, contributed manuscript preparation and revisions

Femy M. Sahami: Designed the research plan, organized the study, conducted research, and contributed to result analysis and the writing manuscript.

Sri Nuryatin Hamzah: Conducted research, compiled the literary review, analyzed and interpreted the results, contributed manuscript revisions.

Nuralim Pasingi: Conducted research, contributed manuscript revisions

Ethics

This article is original and contains unpublished material. The corresponding author confirms that all of the other authors have read and approved the manuscript and there are no ethical issues involved

References

- Bingpeng, X., L. Heshan, Z. Zhilan, W. Chunguang and W. Yanguo *et al.*, 2018. DNA barcoding for identification of fish species in the Taiwan Strait. *PLoS ONE*, 13: 1-13. e0198109.
DOI: 10.1371/journal.pone.0198109
- Bucklin, A., D. Steinke and L. Blanco-Bercial, 2011. DNA barcoding of marine metazoa. *Annual Rev. Marine Sci.*, 3: 471-508.
DOI: 10.1146/annurev-marine-120308-080950
- Hubert, N., R. Hanner, E. Holm, N.E. Mandrak and E. Taylor, 2008 Identifying Canadian freshwater fishes through DNA barcodes. *PLoS One*, 3: 1-8 e2490.
DOI: 10.1371/journal.pone.0002490
- Keith, P., 2003. Biology and ecology of amphidromous gobiidae in the Indo-Pacific and the Caribbean Regions. *J. Fish Biol.*, 63: 831-847.
- Keith, P., R.K. Hadiaty and C. Lord, 2011. Five new species of Sicyopterus (Gobioidei: Sicydiinae) from Papua New Guinea and Papua. *Cybium*, 35: 299-318.
- Keith, P., T.B. Hoareau, C. Lord, O. Ah-Yane and G. Gimonneau *et al.*, 2008. Characterisation of post-larval to juvenile stages, metamorphosis and recruitment of an amphidromous goby, *Sicyopterus lagocephalus* (Pallas) (Teleostei: Gobiidae: Sicydiinae). *Marine Freshwater Res.*, 59: 876-889.
- Lord, C., C. Brun, M. Hautecœur and P. Keith, 2010. Insights on endemism: comparison of the duration of the marine larval phase estimated by otolith microstructural analysis of three amphidromous *Sicyopterus* species (Gobioidei: Sicydiinae) from Vanuatu and New Caledonia. *Ecology Freshwater Fish*, 19: 26-3.
DOI: 10.1111/j.1600-0633.2009.00386.x
- Luton, C.D., A.M.D. Brasher, D.C. Durkin and P. Little, 2005. Larval drift of amphidromous shrimp and gobies on the island of Oahu, Hawai'i. *Micronesica*, 38: 1-16.
- Ollie, A.H., F.M. Sahami, S.N. Hamzah and N. Pasingi, 2017. Preliminary findings on distribution pattern of larvae of nike fish (*Awaous* sp.) in the estuary of Bone River, Gorontalo Province, Indonesia. *AACL Bioflux*, 10: 1110-1118.
- Pasingi, N. and S. Abdullah, 2018. (in Indonesian) Pattern of nike fish (Gobiidae) occurrence in the Gorontalo Bay, Indonesia. *Depik*, 7: 111-118.
- Renxie, W., Z. Haoran, L. Jing, N. Sufang and X. Yao *et al.*, 2018. DNA barcoding of the family Sparidae along the coast of China and revelation of potential cryptic diversity in the Indo West Pacific oceans based on COI and 16S rRNA genes. *J. Oceanology Limnology*, 36: 1753-1770.
DOI: 10.1007/s00343-018-7214-6
- Steinke, D., T.S. Zemlak and P.D.N. Hebert, 2009 Barcoding Nemo: DNA-based identification for the marine ornamental fish trade. *PLoS One*, 4: 1-5 e6300. DOI: 10.1371/journal.pone.0006300
- Sun, S.E., Q. Li, L.F. Kong, H. Yu and X. D. Zheng *et al.*, 2016. DNA barcoding reveal patterns of species diversity among northwestern pacific molluscs. *Science Report*, 6: 1-17. DOI: 10.1038/srep33367
- Wang, H., M. Tsai, J. Dean and S. Lee, 2001. Molecular phylogeny of gobioid fishes (perciformes: gobioidei) based on mitochondrial 12s rRNA sequences. *Molecular Phylogenetics Evolution*, 20: 390-408. DOI: 10.1006/mpev.2001.0957
- Ward, R.D., 2009. DNA barcode divergence among species and genera of birds and fishes. *Molecular Ecology Resources*, 9: 1077-1085.
DOI:10.1111/j.1755-0998.2009.02541.x
- Ward, R.D., R. Hanner and P.D.N. Hebert, 2009. The campaign to DNA barcode all fishes. *J. Fish Biology*, 74: 329-356. DOI: 10.1111/j.1095-8649.2008.02080.x
- Yamasaki, N., K. Maeda and K. Tachihara, 2007. Pelagic larval duration and morphology at recruitment of *Stiphodon percnopterygionus* (Gobiidae: Sicydiinae). *Raffles Bulletin Zoology Supplement*, 14: 209-214.