



AGRICULTURAL ACADEMY

***Bulgarian
Journal
of Agricultural
Science***

Volume 24 • Issue 4 • 2018



Bulgarian Journal of Agricultural Science

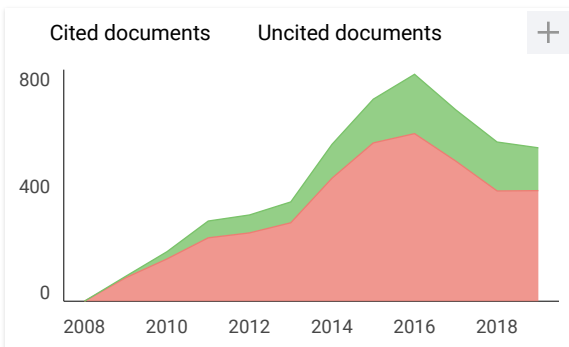
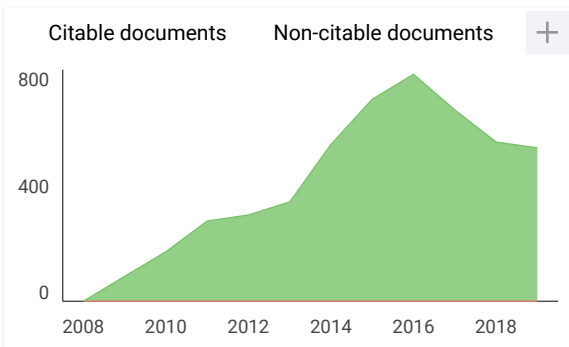
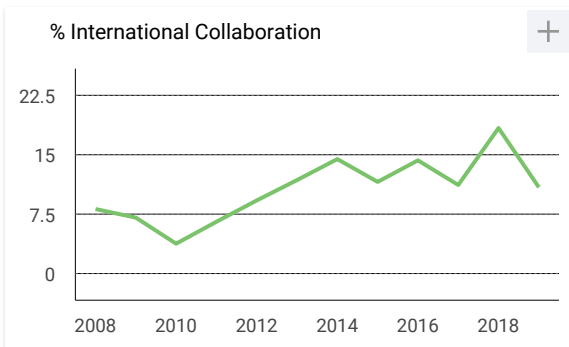
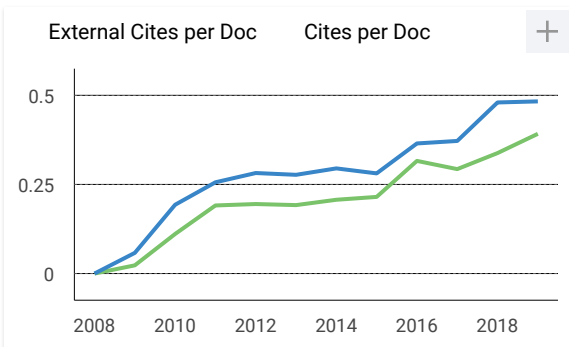
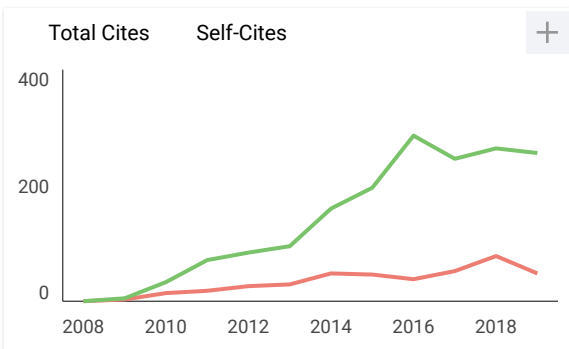
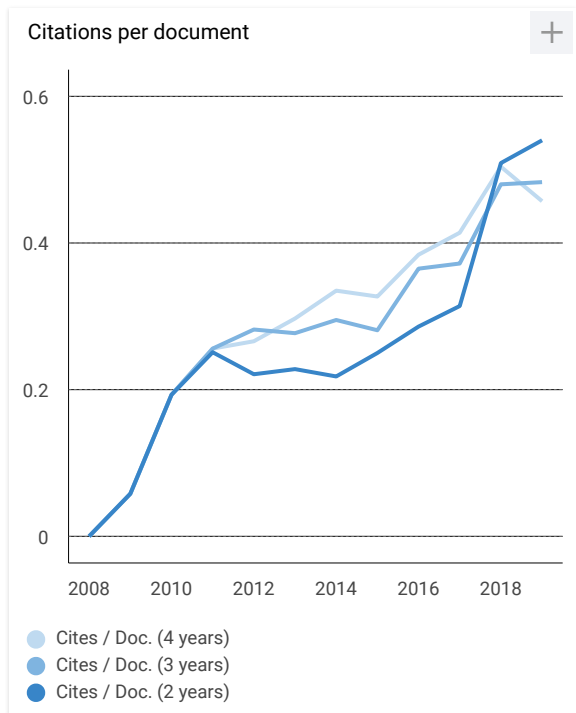
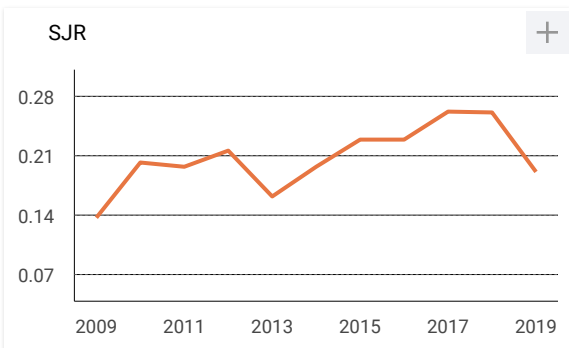
19

H Index

Country [Bulgaria](#) - [IIII](#) [SJR Ranking of Bulgaria](#)**Subject Area and Category** [Agricultural and Biological Sciences](#)
[Agricultural and Biological Sciences \(miscellaneous\)](#)[Veterinary](#)
[Veterinary \(miscellaneous\)](#)**Publisher** [Agricultural Academy](#)**Publication type** Journals**ISSN** 13100351**Coverage** 2008-2020**Scope** Bulgarian Journal of Agricultural Science (BJAS) is a peer-reviewed, open access, online and print journal, issued bimonthly. It has been published in English since 1995. It publishes original research papers, review articles and brief communications from all areas of agricultural science including agricultural economics, agroecology, agrochemistry and soil science, crop science, plant protection, animal science, veterinary medicine, fisheries and aquaculture, agricultural engineering, food technologies and other related areas. [Homepage](#)[How to publish in this journal](#)[Contact](#) [Join the conversation about this journal](#)

Quartiles





Bulgarian Journal of Agricultural Science

Q3 Agricultural and Biological Sciences (miscellaneous) best quartile

SJR 2019 0.19

powered by scimagojr.com

← Show this widget in your own website

Just copy the code below and paste within your html code:

```
<a href="https://www.scimagojr.com" style="color: #000080; text-decoration: none;">

```



**AGRICULTURAL
ACADEMY**



The journal is ESCI indexed
(Web of Science)

BJAS's SJR for 2019 – 0.191

From the beginning of 1995 the **Agricultural Academy** in Bulgaria is publishing **Bulgarian Journal of Agricultural Science (BJAS)®** - the first agricultural scientific journal in Bulgaria for fundamental and applied researches, published entirely in English language, and one of the few such journals in Central Europe.

Bulgaria is an agricultural country with traditions and long standing experience in the development of agrarian science and production. BJAS, printing in English, in accordance with international standards, provides possibilities for Bulgarian agricultural science to enter adequately into the world's scientific field, to find its place in reviews, abstracts and electronic means for processing and transfer of scientific information. Besides scientific articles provided in Bulgarian universities and research institutes, BJAS publishes also articles from Eastern Europe and other countries all over the world. The Editorial board of the journal includes prominent scholars from Germany, United Kingdom, Austria, Italy, Spain, Japan, Greece, Bulgaria and other countries.

THE JOURNAL

Bulgarian Journal of Agricultural Science (BJAS)® is a peer-reviewed, open access, online and print journal, issued bimonthly. It has been published in English since 1995.
ISSN 1310-0351 - print
ISSN 2534-983X - online

c/o Jusautor, Sofia

Publisher: Agricultural Academy of Bulgaria
Editor-in-Chief: Prof. Dr. **Martin Banov**
Executive editor: Snezhana Besarabova (E-mail: bjas_sb@abv.bg)
Editor: Iliana Nikolova
Web: www.agrojournal.org

Address:
Bulgarian Journal of Agricultural Science
125, Tzarigradsko shosse Blvd., Block 1
1113 Sofia, Bulgaria

Print preparation: **Ivo Nikov**
Printing: **Avangard Ltd.**

REFERENCING AND INDEXING

Web of Science - Emerging Sources Citation Index
Scopus SJR 2019 – 0.191
EBSCO - Academic Search Ultimate
AGRIS
CAB Abstracts
Google Scholar

SCOPE

BJAS publishes original research papers, review articles and brief communications from all areas of agricultural science including agricultural economics, agroecology, agrochemistry and soil science, crop science, plant protection, animal science, veterinary medicine, fisheries and aquaculture, agricultural engineering, food technologies and other related areas.

PROCEDURE FOR SUBMISSION

The journal publishes original articles, reviews and short communications that contain original experimental data or new interpretations of existing results. They must comply with the themes of the journal and have not been published elsewhere. Plagiarism is unacceptable for the journal. Use of foreign ideas and images in their original form is allowed only in their exact citation. All submitted articles are checked for plagiarism and when there are large parts already published texts or data, the articles are rejected. We do not accept manuscripts that are fully or partially published in other publications. The manuscript, written in English, should be submitted online after registration on the platform: www.agrojournal.agrojournal.org, the other possible way for the submissions is sending on the e-mail address: bjas_sb@abv.bg. After the reception of the article, the manuscript is given to referees for anonymous peer review. Authors will be notified about the acceptance or rejection of the manuscripts. The editorial staff is not responsible for inaccurate citations, including the content of websites and copyright infringement. The publishing tax is Euro 12 per standard page.

SUBSCRIPTION

The subscription price is 200 EURO per year.

Editor-in-Chief
Prof. Dr. **Martin Banov** (Sofia - Bulgaria)

EDITORIAL BOARD

Cor. Member Prof. Eng. DSc **Stephan Dragoev** (Plovdiv – Bulgaria)
Prof. DSc **Irena Atanassova** (Sofia – Bulgaria)
Prof. DSc **Rositza Batchvarova** (Sofia – Bulgaria)
Prof. DSc **Radka Nedeva** (Shumen – Bulgaria)

Contact Us

Note to contributors

Printing - BPS Ltd

Prof. Dr. **Anelia Katova** (Pleven – Bulgaria)
Prof. Dr. **Elena Todorovska** (Sofia – Bulgaria)
Prof. Dr. **Hrabrin Bachev** (Sofia – Bulgaria)
Prof. Dr. **Hristina Yancheva** (Plovdiv – Bulgaria)
Prof. Dr. **Hristo Daskalov** (Sofia – Bulgaria)
Prof. Dr. **Neli Valkova** (Chirpan – Bulgaria)
Prof. Dr. **Staika Laleva** (Stara Zagora – Bulgaria)
Assoc. Prof. **Vesela Chalova** (Plovdiv – Bulgaria)
Prof. Dr. **Diego Rubales** (Cordoba – Spain)
Prof. Dr. **Nikolaos Katis** (Thessaloniki – Greece)
Prof. Dr. **Rainer Horn** (Kiel – Germany)
Prof. Dr. **Tu Quang Hien** (Thai Nguyen – Vietnam)
Prof. Dr. **Yalcin Kaya** (Edirne – Turkey)
Prof. Dr. **Yukihiro Sogimoto** (Kobe – Japan)
Prof. Dr. **Zichau Li** (Beijing – China)
Dr. **Giuseppe Sortino** (Palermo – Italy)
Dr. **Nicola Galluzzo** (Rieti – Italy)
Dipl.-Ing. **Klaus Wagner** (Vienna – Austria)

Executive Editor

Snezhana Besarabova

The Web www.agrojournal.org

Bulgarian Journal of Agricultural Science
125, Tsarigradsko шосе Blvd., Bl. 1, Room 214,
1113 Sofia, Bulgaria

For contacts:
Executive Editor Snezhana Besarabova,
Phone: + 359 897 098 916



AGRICULTURAL
ACADEMY

Volume 26 Number 3 June 2020

AGRICULTURAL MANAGEMENT

Policy design of cayenne pepper supply chain development

Ria Indriani, Rahim Darma, Yunus Musa, N. Tenriawaru and Muhammad Arsyad

ECOLOGICAL FARMING

Weed species diversity and community composition in organic potato field

Iliana Gerasimova and Totka Mitova

Multiannual growing of remontant strawberries (opportunities for biological production)

Zdravka Petkova and Kostadinka Nedyalkova

Response of spring vetch (*Vicia sativa* L.) to organic production conditions

Natalia Georgieva, Ivelina Nikolova and Grozi Delchev

PLANT SCIENCE

A comparative study on raspberry cultivars in micropropagation

Maria Georgieva, Violeta Kondakova and Svetla Yancheva

Analysis of soybean growth in regard to different row-spacing

Ana Ulafić, Ivana Varga, Miro Stošić, Dario Iljkić and Manda Antunović

Microsprinkling effect on the microclimate in vine nursery

Emil Tsvetanov, Kouman Koumanov, Alexander Matev and Neli Prodanova-Marinova

Time of transplanting and crop management affects the postharvest quality of melon fruits

Clara Alana Rocha Santos Góis, Rui Sales Junior, José Dárcio Abrantes Sarmento, Patrícia Lígia Dantas de Moraes, Marlenildo Ferreira Melo*, Francisco Ismael de Souza and Francisco Israel de Souza

Production of plant growth regulatory metabolites of *Rhizopus arrhizus* KB-2

Yana Evstatieva, Aleksandra Ilieva, Violeta Valcheva and Dilyana Nikolova

Effects of temperature treatment on seed germination, root development and seedling growth of *Citrullus lanatus* (watermelon)

Mohammad Moneruzzaman Khandaker Rabiaatulaadawiyah Fazil, Md Amirul Alam Mohammed Saifuddin and Abd Jamil Zakaria

Correlation and regression relationships between quantitative and qualitative indicators of perennial grass and legume mixtures

Tatyana Bozhanska and Boryana Churkova



Web of Science - Emerging
Sources Citation Index (ESCI)

Scopus SJR for 2019 – 0.191

EBSCO - Academic Search Ultimate
CAB Abstracts
Google Scholar

Bulgarian Journal of Agricultural Science (BJAS)® is a peer-reviewed, open access, online and print journal, issued bimonthly. It has been published in English since 1995. It publishes original research papers, review articles and brief communications from all areas of agricultural science including agricultural economics, agroecology, agrochemistry and soil science, crop science, plant protection, animal science, veterinary medicine, fisheries and aquaculture, agricultural engineering, food technologies and other related areas.

ISSN 1310-0351 - print
ISSN 2534-983X - online

Publisher: Agricultural Academy of Bulgaria

Editor-in-Chief: Prof. Dr. Martin Banov

Executive editor: Snezhana Besarabova

E-mail: bjas_sb@abv.bg

Web: www.agrojournal.org

Address:
Bulgarian Journal of Agricultural
Science
125, Tzarigradsko shosse Blvd., Block 1
1113 Sofia, Bulgaria

Print preparation: **Ivo Nikov**

Printing: **Avangard Ltd.**

.....
Contact Us
.....

Note to contributors
.....

Printing - **BPS Ltd**
.....

PLANT PATHOLOGY AND PROTECTION

Green synthesized silver nanoparticles for an effective control on soft rot disease pathogen *Pectobacterium carotovorum* and growth stimulation in pepper

Melisa Ayisigi, Alp Cokislerel, Yigit Kucukcobanoglu, Tansel Yalcin and Lale Yildiz Aktas

Incidence of green peach aphid, *Myzus persicae* on Brassica crop and its chemical control in the field

Rashid Ahmed Khan and Muhammed Naveed

Occurrence of *Ilarviruses* in sweet and sour cherry in Bulgaria

Ivanka Kamenova, Aneliya Borisova and Aleksander Popov

ECOLOGY, AGROCHEMISTRY AND SOIL SCIENCE

The causes and effects of water conflict: evidence from Damavand

Bahareh Gholizadeh and Mehrdad Niknami

Mineralogical properties of soils developed from colluvial deposits of Southern Nigeria

John Kingsley, Ackley Ufot Akpan-Idiok, Ayito Esther Okon and Vit Penizek

The effect of traditional gold mining to land degradation, mercury contamination and decreasing of agricultural productivity

Muhammad Basir-Cyio, M. Isrun-Baso, Koyomi Nakazawa, T. Mahfudz-Mughtar, Mery Napitupulu, Alam Anshary, Rustam Abd Rauf and Syamsuddin Laude

The classification, characteristics, and assessment of soil profile fertility on *Coffea arabica* productivity in North Sumatra

Posma Marbun, Zulkifli Nasution, Hamidah Hanum and Abubakar Karim

Changes in some soil parameters of Regosols under the influence of land use

Ivaylo Kirilov, Vanya Lozanova, Ivan Dimitrov and Veselin Pankov

Foliar application of 5-aminolevulinic acid for offsetting unfavorable effects of shallow water table on growth and yield in snap bean (*Phaseolus vulgaris*)

Haris Kriswanto, Benyamin Lakitan, Aldes Lesbani and Andi Wijaya

ANIMAL SCIENCE

Effect of *Schizochytrium limacinum* marine alga supplementation on fatty acid profile of goat cheese

Akos Bodnar, Istvan Egerszegi, Eszter Klecska, Peter Poti and Ferenc Pajor

Effect of the sex separate and straight-run type of rearing on the performance, carcass and meat chemical composition in fast growing broilers

Evgeni Petkov, Maya Ignatova and Teodora Popova

Clustering the tumbler pigeons group on their morphological characteristics reveals a eumetrical and a hypermetrical clade

Pere-M. Parés-Casanova and Ashrafal Kabir

VETERINARY SCIENCE

Antibiotic residues and human health hazard – review

Ralica Kyuchukova

Color Doppler anatomical assessment of the vessels in the rabbit liver

Kamelia Stamatova-Yovcheva, Rosen Dimitrov, Radoslav Mihaylov and Omer Gurkan Dilek

FISHERIES AND AQUACULTURE

Use of *Lemna minuta* Kunth. for composition of sustainable diets and influence on hydrochemical, technological and blood biochemical parameters in common carp (*Cyprinus carpio* L.) cultivated in aquaponics

Katya Velichkova, Ivaylo Sirakov and Petya Veleva

Functional groups of algae in small shallow fishponds

Kostadin Dochin, Velika Kuneva and Ludmila Nikolova

FOOD SCIENCE AND TECHNOLOGIES

The application of ultrasound for the regulation of the starch gel viscosity

Irina Kalinina, Alena Ruskina, Rinat Fatkullin, Natalya Naumenko, Irina Potoroko, Shirish Sonawane and Shabana Shaik

Comparative chemical composition of dill fruits of different origins

Milen Dimov, Zhana Petkova, Magdalena Stoyanova, Krasimira Dobрева and Albena Stoyanova

On the effectiveness of using topinambur powder in the recipe of grain bread

Natalya Naumova, Ksenia Shteyeva, Olga Burmistrova and Evgeny Burmistrov

The Web www.agrojournal.org

Policy design of cayenne pepper supply chain development

Ria Indriani¹, Rahim Darma^{2*}, Yunus Musa³, A Nixia Tenriawaru² and Muhammad Arsyad²

¹Gorontalo State University, Faculty of Agriculture, Department of Agribusiness, Gorontalo 96128, Indonesia

²Hasanuddin University, Faculty of Agriculture, Department of Social-Economics, Makassar 90245, Indonesia

³Hasanuddin University, Faculty of Agriculture, Department of Agronomy, Makassar 90245, Indonesia

*Corresponding author: rdarma@unhas.ac.id

Abstract

Indriani, R., Darma, R., Musa, Y., Tenriawaru, A. N. & Arsyad, M. (2020). Policy design of cayenne pepper supply chain development. *Bulg. J. Agric. Sci.*, 26 (3), 499–506

Production and harvest area of cayenne pepper in Indonesia in 2015 were 869 938 tons and 134 869 ha, respectively. This let Indonesia to be ranked first as the country with the largest chili and green pepper harvest area in ASEAN with an average contribution of 96.22%. The price of cayenne fluctuated very sharply with a very large margin. The highest prices that occur at the farmer and retailer level were \$ US 4.48/kg and \$ US 7.24/kg respectively in March 2017, while the lowest price was \$ US 1.03/kg at farmer level and \$ US 2.07/kg at retail level in December 2017. Purpose of the study was reviewing supplier performance and designing cayenne supply chain development policies. The research method used data obtained from farmers, chili traders and related agencies. Data analysis utilized Process Hierarchy Analysis (AHP). The results of the study showed the price factor has the highest value because the price of cayenne in Gorontalo Province was very fluctuating following the market mechanism. The policy recommendation for developing the cayenne supply chain which has the highest value and the first priority was the policy of determining the government's purchase price.

Keywords: chain; supply; design; policy; price

Introduction

Cayenne pepper is one of the most sought-after and important commodities in the community, because it is used by the community as sambal, cooking spices, and vegetables every day. Aside from being a complementary ingredient of every dish, cayenne pepper is also often a processed product such as bottled chili, chili powder, drinks and medicines (Astuti, 2016; Tubagus et al., 2016).

Gorontalo was included in the center of cayenne production in Sulawesi Island with a harvest area of 1928 ha, production of 11 942 tons and productivity of 6.19 tons /ha in 2016 (BPS Gorontalo, 2017). Gorontalo people are very fanatical about fresh cayenne pepper and generally cannot be replaced by processed products. Cayenne pepper is a superior commodity where the LQ value is 1.15-1.83 meaning

that the chili production in the area is a surplus of 1.15-1.83 times greater than its own needs (Nurdin et al., 2011). Therefore, marketing of cayenne in the Gorontalo market is also sent outside the region.

Cayenne like other agricultural commodities have characteristics such as: (1) perishable products, (2) cultivation and harvesting are very dependent on climate and season, (3) quality varies and (4) cambia or bulky (5) more susceptible to attack pests and diseases and (6) Functioning as social products (Natsir et al., 2018; Rahim & Hastuti, 2007; Darma, 2017). In addition, erratic extreme weather that occurs can have implications for the uncertainty of the amount of production that will affect the supply of cayenne pepper (Potolau et al., 2013). If the supply of cayenne is lower than the demand, a price increase will occur. Conversely, if the supply of cayenne surpasses the demand, the price will de-

crease (Natsir et al., 2018). In certain seasons such as holidays, Christmas and New Year, the increase in the price of cayenne is quite significant so that it affects the inflation rate (Astuti, 2016; Saptana et al., 2012).

The supply of cayenne per month at the level of farmers in Gorontalo is uncertain so the price formed also changes. In 2017, there was a significant increase in the price of cayenne in March from \$ US 4.48/kg to \$ US 7.24/kg respectively at the level of farmers and retailers. Otherwise, it decreased in December from \$ US 1.03/kg to \$ US 2.07/kg. Price differences between farmers and retailers indicate that the higher the price of cayenne, the marketing margin will increase, and conversely the lower the price of cayenne, the smaller the marketing margin. The high fluctuations in chili prices have not been a concern of the government as well as corn and soybeans, causing the price of cayenne pepper to fluctuate in the market due to the price mechanism being fully handed over to the market.

The level of efficiency of supply chain performance is measured by the cost approach (Dilana, 2013; Kurniawan et al., 2014), performance of flexibility, responsiveness, quality, productivity and accessibility to measure supply chain resilience (Rajagopal, 2016). Evaluation of chain patterns and analysis of supply chain downstream material flow to meet logistical needs of the market (Tubagus et al., 2016; Ongirwalu et al., 2015; Courtonne et al. 2015); price fluctuations (Djurics & Gotz, 2016); value chains and fruit distribution channels (Gjokaj et al., 2017) and beef supply chain models (Mesco) (Pizutti et al., 2017). Supply chains in the agriculture sector is more in export commodities such as coffee, cocoa beans, or better yields such as shrimp (Asir et al., 2019; Noviantari et al., 2015; Untsayain et al., 2017). Supply chains in horticultural commodities such as cayenne which are still very various findings, it can be seen that the design of the cayenne supply chain development policy has not been explained.

Supply chains are one approach that is believed to be able to be used to resolve cayenne commodity problems such as: unpredictable chili supply, price fluctuations, uncertainty in production, extreme weather, length of distribution channels, transportation, and price stabilization. In addition, the chili commodity supply chain approach is expected to provide an overview of the availability of cayenne as a consideration for managing the supply chain for consumers and agro-industries. The research objective is to design a cayenne supply chain development policy in Gorontalo Province.

Methods

The research method utilized the survey method. Sampling of farmers used the area (cluster) sampling technique.

While the sampling of traders using the snowball sampling technique was sampling taken following the marketing flow through the producer farmers to the final consumer. The taking of experts used purposive sampling technique namely extension agent and head of Gorontalo Province Agriculture Service. The data used primary data and secondary data of this study. Primary data was obtained from the results of observations and direct interviews with farmers, traders, extension agents and the head of the Agriculture Service. While secondary data was obtained from BPS (Central Bureau of Statistics) and related to agencies. This research was conducted in a year (July 2017 – July 2018) in Gorontalo Province. Data analysis utilized Analytical Hierarchy Process (AHP). AHP's working principle is to break complex and unstructured situations into its component parts, then organize parts or variables into a hierarchy. Furthermore, giving numerical values to subjective considerations of the relative importance of a variable, and synthesizing these various considerations to determine which variables have the highest priority (Firdaus & Farid, 2008). Assessment results are processed using Expert Choice software 11.

Results and Discussion

The designs of the cayenne supply chain development policy in Gorontalo consist of level 1, namely the goal or target, level 2: criteria or factors, level 3: problems or sub-factors and level 4: alternative policies. This can be seen in Figure 1.

Identification of Chili pepper Supply Chain Criteria

The results of the identification of criteria for developing cayenne pepper supply chain in Gorontalo using AHP (Analytical Hierarchy Process) analysis can be seen in Figure 2.

Figure 2 shows the price factor being the highest priority, while the risk factor is the lowest priority. Factors that cause prices to be the first priority because of the characteristics of cayenne in Gorontalo are very fluctuating from the range of \$ US 0.69 – 20 per kg. This is due to the need of Gorontalo people for fresh cayenne pepper which is very high compared to other regions. The consumption level of Gorontalo chili is 5.7 kg per capita, higher than national consumption, which is 2.5 kg per capita. In addition, the price increase in Gorontalo always follows price increases outside the region even though the surplus production (Gorontalo needs 5500 tons while its production is 11000 tons). This is due to the high demand for Gorontalo cayenne from outside the region because it has advantages such as: a long shelf life, and a higher degree of spiciness than other regions. This is related to Farid & Subekti (2012)

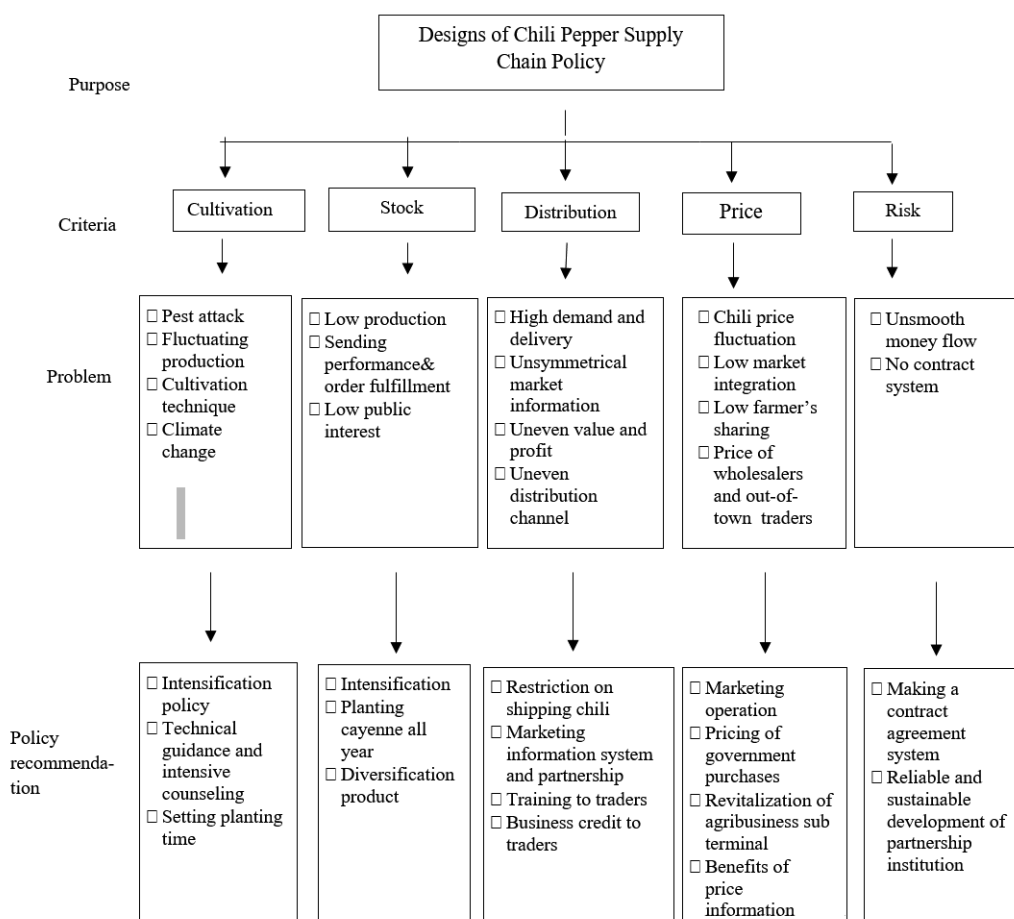


Fig. 1. Hierarchy structure design of raw chili supply chain development policy in Gorontalo

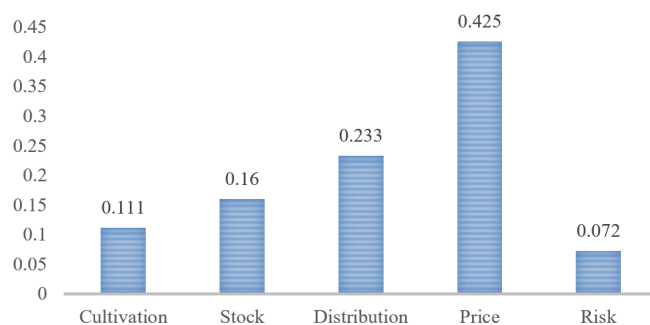


Fig. 2. Weight of chili raw supply chain criteria in Gorontalo

that cayenne was inelastic towards price changes. The factors that influence the price of cayenne were the factors of production, production costs, distribution channels and consumption factors.

Identification of chili pepper supply chain problems

The results of the identification of the problem of developing cayenne supply chains in Gorontalo using the AHP (Analysis Hierarchy Process) analysis can be seen in Figure 3.

Based on AHP analysis, cultivation of cayenne which is not recommended has the greatest weight on the Cultivation criteria, while fluctuating production has the lowest weight. Cayenne farmers in Gorontalo in general have not followed the recommended cultivation techniques. In selecting seed varieties, farmers prefer to plant cayenne varieties that have a short production process, namely Sirop, Nirmala and Dewata varieties having a production period only 3–4 months. This variety generally produces fruit with small stems, and not so good. In addition, harvests can only be done 2–3 times, after which farmers must replace them with new seeds. Most farmers in Gorontalo do not use fertilizers and medicines in the cultivation of cayenne because they are expensive. Some farmers state they are chasing high prices for cayenne, they are harvesting prematurely, so many of the commodities sold

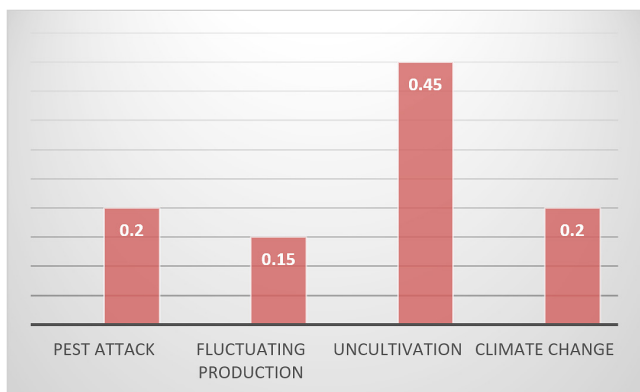


Fig. 3. Value of problems in chili rawfish chain development cultivation

in the market are not yet ripe. Regarding with BPTP (2016), the main problem of chili agribusiness is caused by lack of mastery of technology (nursery technology, cultivation, and harvest and post-harvest handling), chili farming systems that are still sporadic resulting in scattered production with diverse quality, weak coordination among agribusiness actors which causes the structure of the agribusiness network to be less robust. Whereas in the Inventory criteria, product flow problems that are in accordance with availability have the highest weight, while the problem of surplus cayenne production is the lowest priority. This can be seen in Figure 4.

The production of fresh cayenne in Gorontalo is smaller than the number of requests, whereby the sale of cayenne depends on the amount of supply available to farmers and traders, not from demand from outside traders because the amount of demand is not in accordance with the existing supply. If the availability of chili is greater than the number of requests from outside the city, the price of cayenne will

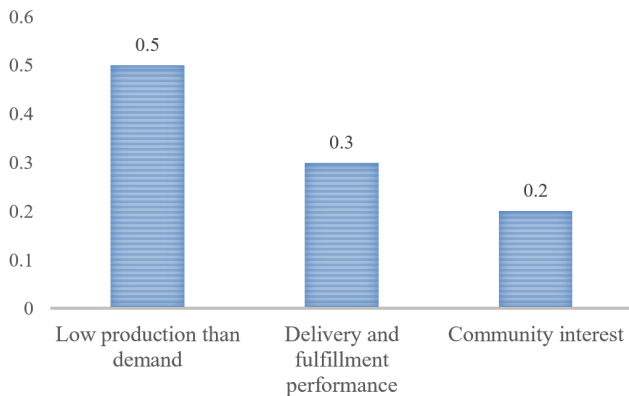


Fig. 4. Value of problems in supply chain supply for raw chili

drop, whereas the supply of cayenne is a little, the price of cayenne will increase. In addition, the consumption of high fresh cayenne pepper has caused public interest in the yield of chili peppers to be low.

The amount of cayenne pepper supply depends on the cultivation of cayenne pepper. Planting of cayenne pepper in Gorontalo is spread throughout the district. The climate greatly affects the cultivation of cayenne in Gorontalo, including those that cause attacks on pests and diseases as well as the changing yields of cayenne pepper. Gorontalo’s relatively dry climate and high solar radiation and rainfall that is not too high compared to Makassar or Manado which causes the commodity of Gorontalo cayenne to have the advantage of being more resistant and more spicy. However, with little rainfall, cayenne needs water and shade. So that lack of water will cause the cultivation of cayenne to be disrupted. This is in line with Potolau et al. (2014) that cayenne farmers were often faced with erratic weather, which can cause drought, the development of pests and plant diseases so that it can have implications for the uncertainty of the amount of production. If the amount of chili in the market increases, the price will decrease as well as vice versa if the amount of cayenne in the market decreases, the price will rise. In the Distribution criteria, the problem that has the highest weight is the inefficient distribution channel, while the flow of information and transportation smoothly has the lowest weight. This can be seen in Figure 5.

Inefficient cayenne distribution channels in Gorontalo because they have considerable market efficiency values ranging from 9 to 15%. The cayenne distribution channel which has a large marketing efficiency value because it has a long marketing channel, high marketing costs, large marketing margins and involves many marketing institutions such as large traders and out-of-town traders in the process of distributing cayenne pepper. Large marketing costs are due to

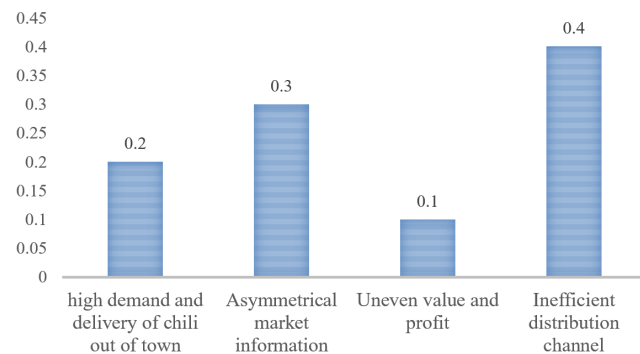


Fig. 5. Problem value in distribution of raw chili supply chain

high transportation costs for shipping cayenne out of town. The long distribution channel also caused a lack of market integration due to its implementation. The determination of the selling price of cayenne was only determined by several marketing agencies. This lack of market integration shows the lack of smooth flow of information and communication. Information flows do not run smoothly and balanced (asymmetric), causing farmers not to know the information faced by large traders, so farmers cannot determine the bargaining position in price formation. In addition, Gorontalo cayenne is in demand by consumers from outside the Gorontalo region, causing the delivery of cayenne to outside Gorontalo to be quite high, where shipments mainly to Manado and Bitung are carried out every day. This is related to Kotler (2003), transportation costs had played an extraordinary role in marketing agricultural products. So that in the trading system there might be a disparity in the price of the same agricultural product, as a result of differences in the distance between production centers and sales locations. According to Padjung (2018), in general the supply chain of agricultural commodities in Indonesia was very long and complex, involving many actors, causing high price disparity between farmers and consumers.

The results of the AHP analysis on the price criteria which have the highest value are the problems of the price of cayenne pepper, while the low market integration and the determination of the price of cayenne by wholesalers and outside criteria have the lowest value. This can be seen in Figure 6.

The fluctuation in the price of cayenne in Gorontalo is a major problem in the commodity of cayenne. From the results of the study, it can be seen that the price of cayenne dropped during the harvest and the price of cayenne will soar when the availability of cayenne is relatively small. In 2016, the lowest price of cayenne both at the farmer and retailer

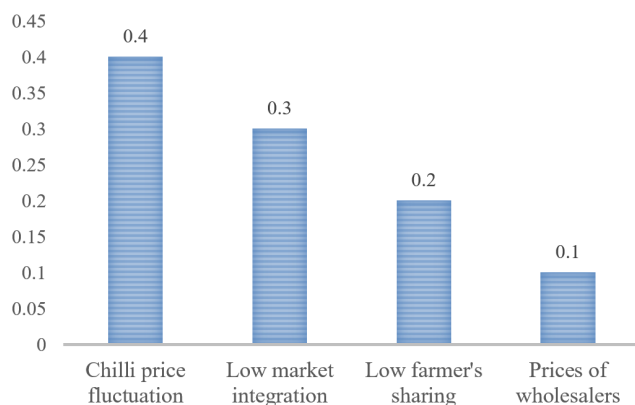


Fig. 6. Value of problems on the criteria for the price of raw chili supply chain development

level was in July between \$ US 0.55/kg and \$ US 1.31/kg, respectively. While the price of cayenne is the highest both at the farmer and retailer level in January between \$ US 2.89/kg and \$ US 3.79/kg respectively. This is due to the harvest in March-April so that the supply of chili is abundant until July, causing the price of cayenne to drop. In addition, the highest price in January because new farmers planted in October-November causing the supply of thinned chili peppers to cause prices to rise, even though November-December farmers harvested but the harvest in the planting season was small so the yields were small. This is in line with Farid & Subekti (2012), with the pattern of the planting season like that, the potential increase in chili prices occurred at the end and beginning of the year, while the price decline occurred in the middle of the year due to factors during the harvest period.

In addition, the price of cayenne in Gorontalo was very fluctuating from \$ US 0.68 to 6.20 per kg. This happened in a matter of days, sometimes the price of cayenne pepper in the morning was sold at \$ US 2.41/kg, but in the afternoon it had dropped to \$ US 1.38/kg. Actually the production of Gorontalo cayenne is sufficient for the needs of the people of Gorontalo, but due to the delivery of cayenne to outside Gorontalo, the price of cayenne in Gorontalo is determined by large traders and wholesalers outside the Gorontalo area, especially Manado. This causes the price of chili in Gorontalo to follow prices outside the Gorontalo region. In addition, the profits margins have been taken by traders are quite large. This is related to Farid & Subekti (2012) stated that many parties involved in the chain of trading the pricing power at the level of the Bandar which was in the wholesale market (terminal agribusiness). One of the factors causing Bandar to have the power to influence prices was large capital ownership to get a large supply of chili. On the risk criteria, the problem is no contract system that is the top priority because it has the highest value, while payments are always late which have the lowest value. This can be seen in Figure 7.

In the cayenne supply chain, especially shipping out of town, the cayenne payment transaction process only relies on a system of trust between large traders in Gorontalo and outside Gorontalo. There is no system of agreements or contracts between. Payments are usually made within a week with transfers of 2 to 3 times but often large traders in Gorontalo do not receive payments at all to cause losses. Therefore, partnerships between traders and out-of-town traders, especially Manado, do not last long, at most a year, because their partners are deceiving and traders change with others. This causes the cayenne marketing system to have a high risk. Even so, there are still many traders of cayenne because the profits are multiplied by hundreds of millions

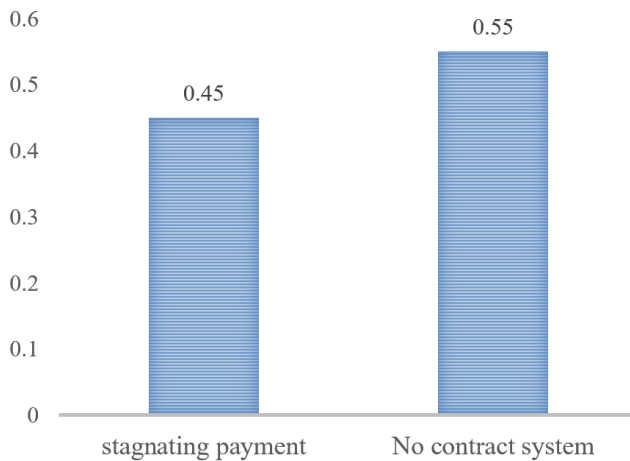


Fig. 7. Value of problems in the risks of raw chili supply chain development

of rupiah. This is related to Fajar (2014) opinion stated that the distribution system of cayenne in the supply chain which was built for years so that the current distribution is created, where each member of the supply chain has their own risk in the cayenne supply business process.

Recommendation for Chili Pepper Supply Chain Development Policy

The results of the AHP analysis showed the policy recommendations for developing cayenne supply chains in Gorontalo having the highest value and are the first priority is the policy of determining government purchase prices for cayenne pepper, while the policy of supporting secondary

supply chain cayenne has the lowest value. This can be seen in Table 1.

Price policy is a government policy in the economy to influence the operation of the market mechanism, which aims to control market balance (Sukirno, 2002). The government's purchasing policy is the selling price of cayenne pepper at the farm level and retailers to protect producers and consumers. The policy recommendation for determining government purchase prices is a top priority because of the problems faced in developing the supply chain of cayenne in Gorontalo regarding prices. The price of cayenne in Gorontalo has always fluctuated following the market mechanism, especially markets outside Gorontalo.

The Government through the Minister of Trade issued a regulation that containing the stipulation of seven food commodities such as rice, soybean corn, sugar, shallots, chili and beef. The establishment of seven food commodities was stated in rules of trade ministry No.63/MENDAG/ PER/09/2016 concerning the purchase reference price at farmers and the reference sales price at consumers. This Reference price will be valid for 4 months and evaluated according to developing conditions. In this Minister of Trade Regulation, the reference price for purchasing red cayenne pepper in farmers was \$ US 1.17 and the reference price for consumer sales was \$ US 2.0. However, the government regulation has not been well-socialized, because cayenne continues to follow the prices in the market, where the price of cayenne at the farm level is \$ US 1.37 and at the consumer level \$ US 2.75. Prices still fluctuate, sometimes falling below the reference price or rising above the reference price. So that the rule of trade ministry needs to be implemented not only for 4 months, but

Table 1. Recommended value and priorities for the raw chili supply chain development policy in Gorontalo Province, 2018

No.	Factors	Recommendation Policy	Value	Priority
1.	Cultivation	Intensification	0.064	5
		Technical guidance and intensive counseling to farmers	0.053	7
		Setting planting time	0.047	12
2.	Stock	Extensification	0.049	11
		Planting cayenne all year long	0.06	6
		Product diversification	0.052	8
3.	Price	Revitalization of agribusiness sub terminals	0.09	3
		Market operation	0.09	4
		Government purchase pricing Policy	0.22	1
		Use of price information	0.02	16
4.	Distribution	Restrictions on shipping chilies out of town	0.051	10
		Marketing and partnership information systems	0.023	15
		Hold training for traders	0.023	14
		Providing business credit to traders	0.026	13
5.	Risks	Make a system of agreements/ contracts	0.095	2
		Reliable and sustainable development of partnership institutions	0.052	9

so on and it needs to be carried out to the farmers and traders of cayenne so that farmers and other supply chain actors know about it and can implement it. Fluctuations in the price of cayenne will result in inflation. This is accordance with Rusmadi (2017) opinion stated that red chili contributed greatly to inflation in Indonesia. The main factor that caused the price of chilies to soar was due to extreme weather and unpredictability causing the impact was very influential on farmers. The increase in chili prices was influenced by other factors such as: the expectation of basic needs, transportation costs increase, high bank interest, the existence of extortion, the capital of farmers is limited, and the number of plants affected by pests.

Conclusion

The price factor has the highest value and the first priority because the price of cayenne is very fluctuating following market mechanisms, especially markets outside the city. This is due to the high demand for fresh chili peppers and the price of cayenne which always follows price increase outside the region despite a surplus production. So, the policy recommendation for developing the cayenne supply chain has the highest value and the first priority is the policy of determining the government's purchase price. The policy of determining government purchase prices is the selling price of cayenne pepper at the level of farmers and retailers to protect producers and consumers.

References

- Artsiomchyk, Y. & Zhivitskaya, H. (2015). Designing sustainable supply chain under Innovation Influence. *IFAC - Papersonline*, 48-53, 1695. doi:10.1016/j.ifacol.2015.06.330
- Asir, M., Darma, R., Mahyudin, M., & Arsyad, M. (2019). Study on stakeholders position and role in supply chain of cocoa commodities. *International Journal of Supply Chain Management (IJSCM)*, 1, 5.
- Astuti, M. (2016). Special Efforts to Develop Cayenne Pepper. Retrieved from <http://m.tabloidsinartani.com/index.php>.
- BPS (2017). Gorontalo province in figures. Central Bureau of Statistics, Gorontalo.
- BPTP (2016). Final Report of Horticultural Zone Development Assistance (PKAH) 2016 Rawit Chili Commodities, Agricultural Research and Development Agency, Ministry of Agriculture, Gorontalo.
- Chopra, S. & Meindl, P. (2004). Supply chain management: Strategy, planning and operation, Pearson Prentice Hall, United States of America.
- Courtonne, J.-Y., Alapetite, J., Longaretti, P.-Y., Dupré, D. & Prados, E. (2015). Downscaling material flow analysis: The case of the cereal supply chain in France. *Ecological Economics Journal*, 118, 67–80. <http://dx.doi.org/10.1016/j.ecolecon.2015.07.007>
- Darma, R. (2017). Agribusiness: An introduction to agricultural development. *Publisher Libilitera Instite*, Makassar.
- Dilana, A. I. (2013). Marketing and added value of cocoa beans in Madiun Regency, East Java. Thesis, IPB, Bogor.
- Djuric, S. & Götz, L. (2016). Export restrictions – Do consumers really benefit? The wheat-to-bread supply chain in Serbia. *Food Policy Journal*, 63, 112–123. <http://dx.doi.org/10.1016/j.foodpol.2016.07.002>
- Fajar, A. I. (2014). Corn supply chain analysis in West Java Province. Thesis, Postgraduate school, Institut Pertanian Bogor.
- Farid, M. & Subekti, N. A. (2012). Review of production, consumption, distribution and dynamics of chili prices in Indonesia. *Trade Research Scientific Bulletin*, 6(2), 211-233.
- Gjokaj, E., Halimi, K., Xhabali, V., Imami, D. & Gjonbalaj, M. (2017). Fruits value chain and distribution channels in Kosovo. *Bulgarian Journal of Agricultural Science*, 23(1), 22–30
- Hanafe, R. (2010). Introduction to agricultural economics. *ANDI Publisher*, Yogyakarta.
- Hasdiana, L. (2011). Chili price disparity. Paper presented in knowledge sharing organized by the Trade Policy Assessment and Development Agency, Jakarta.
- Kurniawan, R. D., Suwandari, A. & Ridjal, J. A. (2014). Supply chain analysis of large red chili commodities in Jember Regency. *Journal of Scientific Periodic Agriculture*, 9(9), 10-17.
- Natsir, R. I., Darma, R., Musa, Y. & Tenriawaru, N. (2018). Economic phenomenon of bird's-eye chili pepper (*Capsicum annum*) as strategic commodity. *Research Journal of Applied Sciences*, 13(3), 189-194. DOI: 10.3923/rjasci.2018.189.194.
- Noviantari, K., Hasyim, A. I. & Rosanti, N. (2015). Supply chain analysis and added value of agro industry of Kopi Luwak in Lampung Province. *Journal of Agribusiness Sciences*, 3 (1).
- Nurdin, T. (2011). Technology and development of chili agribusiness in Boalemo Regency, Gorontalo Province. *Journal of Agricultural Research and Development*, 30(2).
- Ongirwalu, D. J., Tumade, P. & Palandeng, I. D. (2015). Downstream evaluation of supply chains in the chili commodity logistics system in the Manado traditional Pinasungkulan Market. *Jurnal EMB*, 3 (1), 994-1001.
- Padjung, R. (2018). Improving agricultural commodity supply-chain to promote economic activities in rural area. IOP Conf. Series: Earth and Environmental Science 157. doi: 10.1088/1755-1315/157/1/012057
- Pizzuti, T., Mirabelli, G., Grasso, G., Paldino, G. (2017). MESCO (MEat Supply Chain Ontology): Ontology for supporting traceability in the meat supply chain. *Food Control Journal*, <http://dx.doi.org/10.1016/j.foodcont.2016.07.038>
- Poerwanto, S. (2012). Revolutionizing the green revolution: Supply chain management for agricultural products. Thought of Professor of IPB, Book III, IPB Publisher Press, Bogor.
- Potolau, M., Dumais, J. N. K., Anapu, H. & Mandei, J. R. (2013). Risk of chili raw farming during planting period I and planting period II in Ranowulu District, Bitung City. *Jurnal Cocos*, 3(6).
- Rahim, A. & Hastuti, D. R. D. (2007). Introduction, theory and case of agricultural economics. *Swadaya Publisher*, Jakarta.
- Rajesh, R. (2016). Forecasting supply chain performance re-

- silience using grey prediction. *Electronic Commerce Research and Application*. <http://dx.doi.org/10.1016/j.elerap.2016.09.006>.
- Rusmadi, R.** (2017). Effect of chili prices on inflation rates in Indonesia. *Indonesian Scientific Journal*, 2(2).
- Saptana, N., Agustin, K. & Ar-Rozi, M.** (2012). Production Performance and Prices of Red Chili Commodities, Bogor.
- Sirajuddin, S. N.** (2010). Transaction cost analysis of the partnership and independent dairy cattle business and development strategy in South Sulawesi Province. Dissertation, Postgraduate School, Institut Pertanian Bogor, Bogor.
- Sukirno, S.** (2002). Introduction to economic micro theory. PT. Raja Grafindo Perkasa Publisher, Jakarta.
- Tubagus, L. S., Mangantar, M. & Tawas, H.** (2016). Analysis of chili rawit supply chain in Kumelembuai Urban Village, Tomohon City. *Journal EMBA*, 613(4), 613-621.
- Untsayain, A. M., Mu'tamar, M. M. F. & Fakhry, M.** (2017). Industria: *Journal of Agroindustry Technology and Management*, 6(3), 119-125.
- Vorst, J. G. A. J.** (2006). Performance measurement In: Agri-food supply chain networks: An overview. Wageningen: Logistics and Operations Research Group Wageningen University

Received: January, 14, 2019; *Accepted:* October, 2, 2019; *Published:* June, 30, 2020