

International Journal of Advanced Research (IJAR)



English title:

International Journal of Advanced Research (IJAR)

ISSN:

2320-5407 (online)

GICID:

n/d

DOI:

10.21474/IJAR01

Website:

<http://www.ijarjournal.com> (<http://www.ijarjournal.com>)

Publisher:

Morse Florse

Country:

IN

Language of publication:

EN

Deposited publications: 4385 > Full text: 99% | Abstract: 100% | Keywords: 99% | References: 0%

[Issues and contents](#)

[Journal description \(\)](#)

[Details \(\)](#)

[Scientific profile \(\)](#)

[Editorial office \(\)](#)

[Publisher \(\)](#)

[Metrics \(\)](#)

As part of our website we use cookies to provide you with services at the highest level , including in a manner tailored to individual needs . Using the site without changing the settings for cookies results in saving them in your device . You can change cookies' settings any time you want in your web browser. More details in our [Cookies Policy](#)

International Journal of Advanced Research (IJAR) is an open access, peer-reviewed, International Journal, that provides rapid publication (monthly) of research articles, review articles and short communications in all subjects.

Non-indexed in the ICI Journals Master List 2019

Not reported for evaluation

Archival ratings ➤

Citations

Reports 2010-2019

25 - Number of journal citations

Included auto-citations - **0**

Main page (<http://iml.indexcopernicus.com>)

© Index Copernicus 2017





(/)

International Journal of Advanced Research (IJAR)

ISSN 2320-5407

A CrossRef In TRANSLATE



(<https://www.facebook.com/journalijar>)



(<http://uk.linkedin.com/pub/international-journal-of-advanced-research/8a/b31/9/>)



(<https://twitter.com/JOURNALIJAR>)



(<https://plus.google.com/u/0/114567182354572386754/>)



(<https://journalijar.com.blogspot.in/>)

15

Oct 2019


NUTRITIVE EVALUATION OF CORN STRAW FERMENTED BY TRICHODERMA VIRIDE AS CROSS BREED CHICKEN FEED STUFF IN GORONTALO REGENCY.



Ellen j. Saleh (</search-result/?author=Ellen j. Saleh>) , Suyadi (</search-result/?author= Suyadi>) ,

Irfan junaidi (</search-result/?author= Irfan junaidi>) and Eko widodo. (</search-result/?author=Eko widodo.>)

- 1 Postgraduate student of animal science, brawijaya university.
- 2 Lecturer of animal science, brawijaya university.



Crossref (<http://search.crossref.org/?q=10.21474/IJAR01/9878>)

Cited-by

Abstract

Keywords

References

Cite This Article as

Corresponding Author

This study aims to evaluate the nutritional content of corn straw through BK, BO, PK, SK, LK, ash, BETN, cellulose, hemicellulose and lignin and select the fermented corn straw with *Trichoderma viride* as the best feed ingredients. Corn straw (leaves) obtained from local farmers to be fermented chopped with a size of ? 1-3 cm as much as 1 kg then sprayed with water to 55-60% humidity, then sprinkled with 7% *Trichoderma viride* inoculum until evenly distributed. Furthermore, corn straw was put into a plastic bag that is given small holes and then incubated for 1, 2 and 3 weeks. After the plastic is opened, samples are taken to analyze the nutrient content. This study used a completely randomized design (CRD) with four treatments and four replications. The four treatments are R0 = unfermented corn straw; R1 = fermented corn straw with an incubation period of 1 week; R2 = fermented corn straw with an incubation period of 2 weeks; R3 = fermented corn straw with an incubation period of 3 weeks. Variables measured were dry matter (BK), organic matter (BO), crude protein (PK), crude fiber (SK), crude fat (LK), ash, BETN, cellulose, hemicellulose and lignin. The results showed that the fermentation of corn straw in treatment R2,

which named the fermentation of corn straw with an incubation period of 2 weeks showed the best nutritional quality compared to other treatments. Corn straw in Gorontalo regency after fermentation has better nutritional content and can be used in the formulation of cross breed chicken rations.

DOI:

Article DOI: 10.21474/IJAR01/9878
(<http://dx.doi.org/10.21474/IJAR01/9878>)

DOI URL: <http://dx.doi.org/10.21474/IJAR01/9878>

Download Full Paper

Download PDF (http://www.journalijar.com/uploads/266_IJAR-28952.pdf)

No. of Downloads: 7 | No. of Views: 21

Share this article



(<http://creativecommons.org/licenses/by/4.0/>)

This work is licensed under a Creative Commons Attribution 4.0 International License (<http://creativecommons.org/licenses/by/4.0/>).



[Home \(https://www.journalijar.com/\)](https://www.journalijar.com/)

| [Covering Letter Template \(http://journalijar.com/wp-content/uploads/2014/01/covering_letter1.docx\)](http://journalijar.com/wp-content/uploads/2014/01/covering_letter1.docx)

| [Article Template \(http://www.journalijar.com/wp-content/uploads/2016/08/Template-IJAR.docx\)](http://www.journalijar.com/wp-content/uploads/2016/08/Template-IJAR.docx)

| [Cover Page of Journal \(http://journalijar.com/cover-page\)](http://journalijar.com/cover-page)

| [Online Thesis Form \(http://journalijar.com/wp-content/uploads/2014/05/Online-Thesis-Form.docx\)](http://journalijar.com/wp-content/uploads/2014/05/Online-Thesis-Form.docx)

| [Contact Us \(https://www.journalijar.com/contact-us/\)](https://www.journalijar.com/contact-us/)

© 2012 | All Rights Reserved



ISSN NO. 2320-5407

(/)

International Journal of Advanced Research (IJAR)

ISSN 2320-5407

A CrossRef In TRANSLATE



(<https://www.facebook.com/journalijar>)



(<http://uk.linkedin.com/pub/international-journal-of-advanced-research/8a/b31/9/>)



(<https://twitter.com/JOURNALIJAR>)



(<https://plus.google.com/u/0/114567192354572386754>)



(<https://journalijar-com.blogspot.in/>)

About The Journal

International Journal of Advanced Research (IJAR) is a Crossref Linked journal, Provides permanent DOI to every Published Article and the metadata is regularly submitted to different Indexing engines (<http://www.journalijar.com/indexing/>). The IJAR is has got **h-index of 21** and **i10-index of 129** as per Google Citation Report (<https://scholar.google.co.in/citations?user=VHkDWAUAAAAJ&hl=en>).

International Journal of Advanced Research (IJAR) seeks Review articles, Case reports and original contributions from all areas of:

Life Sciences:

Agricultural, Biological Sciences, Biotechnology, Biochemistry, Genetics, Molecular Biology, Environmental Science, Ecology, Arachnology, Biodiversity and Conservation, Entomology, Limnology, Ichthyology, Malacology, Immunology and Microbiology, Neuroscience, Marine Biology.

Health Science:

Medicine and Dentistry, Nursing and Health Professions, Pharmacology and Toxicology, Pharmaceutical Science, Veterinary Science, Veterinary Medicine.

Physical, Chemical Science and Engineering:

Chemical Engineering, Chemistry, Computer Science, Earth and Planetary Science, Energy, Mathematics, Physics and Astronomy, Engineering, Material Science, Statistics.

Social Science and Humanities:

Arts and Humanities, Business Management, Hotel Management, Management, Tourism, Accounting, Decision Science, Education, Economics, Law, Finance, Psychology, Political Science, Physical Education, English Literature, Social Work and History.

The Journal invites original **Research Papers, Review articles, Technical or Case reports** and **Short communications** that are not published or not being considered for publication.

Home (<https://www.journalijar.com/>)

| Covering Letter Template (http://journalijar.com/wp-content/uploads/2014/01/covering_letter1.docx)


| Article Template (<http://www.journalijar.com/wp-content/uploads/2016/08/Template-IJAR.docx>)

| Cover Page of Journal (<http://journalijar.com/cover-page>)

| Online Thesis Form (<http://journalijar.com/wp-content/uploads/2014/05/Online-Thesis-Form.docx>)

| Contact Us (<https://www.journalijar.com/contact-us/>)

© 2012 | All Rights Reserved





ISSN NO. 2320-5407

(/)

International Journal of Advanced Research (IJAR)

ISSN 2320-5407

A CrossRef In TRANSLATE



(<https://www.facebook.com/journalijar>)



(<http://uk.linkedin.com/pub/international-journal-of-advanced-research/8a/b31/9/>)



(<https://twitter.com/JOURNALIJAR>)



(<https://plus.google.com/u/0/114567192354572386754>)



(<https://journalijar-com.blogspot.in/>)

Editorial Board

Editor-in-Chief:

Dr. MORSE FLORSE

United Kingdom

email: journalijar@gmail.com

Cell: +441223926516

WhatsApp: +441223926516

Editorial Board Members

Dr. Subha Ganguly

Country: India

Specialization: Microbiology and Veterinary Sciences.

Dr. Hazim Jabbar Shah Ali

Country: University of Baghdad , Abu-Ghraib , Iraq.

Specialization: Avian Physiology and Reproduction.

Dr. Khalid Nabih Zaki Rashed

Country: Dokki, Egypt.

Specialization: Pharmaceutical and Drug Industries.

Dr. Manzoor Khan Afridi

Country: Islamabad, Pakistan.

Specialization: Politics and International Relations.

Seyyed Mahdi Javazadeh

Country: Mashhad Iran.

Specialization: Agricultural Sciences.

Dr. Muataz A. Majeed

Country: INDIA

Specialization: Atomic Physics.



Dr Zakaria Fouad Fawzy Hassan

Country: Egypt

Specialization: Agriculture and Biological

Dr. KANDURI VENKATA LAKSHMI NARASIMHACHARYULU

Country: India.

Specialization: Mathematics.

Dr. Mohammad Ebrahim

Country: Iran

Specialization: Structural Engineering

Dr. Malihe Moeini

Country: IRAN

Specialization: Oral and Maxillofacial Radiology

Dr. I. Anand shaker

Country: India.

Specialization: Clinical Biochemistry

Dr. Magdy Shayboub

Country: Taif University, Egypt

Specialization: Artificial Intelligence

Dr. Ramachandran Guruprasad

Country: National Aerospace Laboratories, Bangalore, India.

Specialization: Library and Information Science.

Dr. Alaa Kareem Niamah

Country: Iraq.

Specialization: Biotechnology and Microbiology.

Dr. Abdul Aziz

Country: Pakistan

Specialization: General Pharmacology and Applied Pharmacology.

Dr. Gamil Sayed Gamil Zeedan

Country: Egypt

Specialization: Virology and Microbiology.

Dr. Retsy D. Tomaquin

Country: Phillipines

Specialization: Public Administration.

Dr. Abdolkarim Afroozeh

Country: Iran

Specialization: Photonics, communication, Fiber

Assistant Members

Dr. Ashwani Kumar Dubey

Country: India

Specialization: Zoology, Ichthyology, Biochemistry, Free Radical Biology, Toxicology, Biodiversity

Dr. Madhusudan Tiwari

Country: India

Specialization: Orthopedic physiotherapy, Rehabilitation

Dr. Mintu Ram Meena

Country: India

Specialization: Molecular biology

Dr. P.MALYADRI

Country: India

Specialization: CRM, Bank Marketing and Micro Finance, Rural Development, Human Resource Management, Entrepreneurial development

Mr. Fayziev Shokhrud Farmonovich

Country: Uzbekistan

Specialization: Criminal law, criminal procedural law

Dr. Ashish Tripathi

Country: India

Specialization: Entomology, Wildlife Conservation, Environment toxicology

Dr. Uma Vasant Datar

Country: India

Specialization: Oral Pathology, Forensic Odontology

Prof.Dr. Amer A. Taqa

Country: Iraq

Specialization: Dental Chemistry, Inorganic Chemistry, Medical Chemistry.

Asst. Prof. Dr. Nipa Sriwarom Ouppara

Country: Thailand

Specialization: Social Science, Humanities, Work Life Practice, Inter Organizational Bullying

Dr Monika Kamboj

Country: India

Specialization: Macrocyclic Metal Complex Chemistry, Medicinal Chemistry.

Dr. SAMEERA G. NATH

Country: India

Specialization: Periodontology.

Dr. Mrs. Shubhashree M.N.

Country: India

Specialization: Medicinal Plants

Dr. Vishnu K. Garande

Country: India

Specialization: Horticultural Crops, Fruit Science.

Dr. Ali Badr Roomi

Country: Iraq

Specialization: Biochemistry, Polyphenolic Antioxidant

Dr. SANGEETA BAJPAI

Country: India

Specialization: Supramolecular, Organometallic Chemistry, Synthetic Chemistry.

DR. BISWAJIT DAS



Country: India

Specialization: Biochemistry.

Dr. Majnoony Tootakhane Ali

Country: Iran

Specialization: Management, Tourism, GIS, SPSS, Social Science, Sustainable Development.

Dr. K. Velauthamurty

Country: Sri Lanka

Specialization: Inorganic Chemistry, Nanotechnology.

Dr. Muhammet Vefa Akpınar

Country: Turkey

Specialization: Civil engineering Transportation, Geotechnical field .

Dr. Sylvie NIBEZA

Country: Rwanda

Specialization: Social Sciences & Humanities.

Dr. Karaisas Petros

Country: Greece

Specialization: Electric Machines, Power Electronics, Vibration Analysis.

Dr. Jammi Ashok

Country: East Africa

Specialization: Pattern Recognition, Image processing.

Dr. Dnyaneshwar Kantaram Jadhav

Country: India

Specialization: Dermatology.

Dr. K. G. Padmasine

Country: India

Specialization: Nano Electronics, Embedded Systems.

Dr. Sidhartha Sankar Kar

Country: India

Specialization: Pharmaceutical, Medicinal Chemistry.

Prof.Dr Brijendra Pratap Mishra

Country: India

Specialization: Medical Biochemistry, REPRODUCTIVEand RESPIRATORY SYSTEM.

Dr. Samer El-Sayed Mohamed El-Sayed Ismail

Country: Egypt

Specialization: Agricultural Biotechnology, Seeds, GM crops, Molecular genetics, Fragment Analysis, FISH, Real-Time PCR, Mutation Studies, Molecular Markers, PCR, Sequencing, Genome Mapping, Stem Cells, Genomics,Bioinformatics, Clinical Human Genome Studies..

Dr. S. RAJASHEKARA

Country: India

Specialization: Animal Sciences, Ornithology,Entomology, Biodiversity and Conservation, Behaviour, Ecology, Bio-Ecology, Behavioral ecology, Environment Impact Assessment, Cytogenetics, Population Genetics, and Wildlife Biology.



Asst. Prof. Dr. Praveen Kumar Sharma

Country: India

Specialization: Chemistry, Organic synthesis, Medicinal Chemistry.

Dr. Srinivasa Rao Sirugudu

Country: India

Specialization: Corrosion Control Methods, Surface Analytical Techniques, Electrochemical Studies, Water analysis and Purification methods.

Dr. Dilip Kumar Behara

Country: India

Specialization: Chemical Engineering, Nanotechnology, Material Science and Solar Energy.

Dr. Neda Nozari

Country: Iran

Specialization: Obesity, Gastrointestinal Diseases.

Dr. Esosa Mark Iriowen

Country: USA

Specialization: Physical Science, Environmental Science.

Dr. Prawej Ansari

Country: Bangladesh

Specialization: Anti-Inflammatory, Analgesic, Antioxidant, Antidiabetic.

Dr. Abdelmotalab Osman Mahmoud Dalil

Country: Sudan

Specialization: Accounting and Finance.

Dr.K.Ganesh Kumar

Country: India

Specialization: Network Security.

Dr Satish Geeri

Country: India

Specialization: Polymer Nanocomposites, FEM, CAD, CAM, Advanced Manufacturing, Smart Materials.

Katerina L. Kabakhidze

Country: Moscow

Specialization: Linguistics, Intercultural Communication, Teacher Training, Higher Education Development, Russian Studies.

Dr. Saif Ur Rehman

Country: Pakistan

Specialization: Data Mining, Graph Mining, Social Network Analysis, Machine Learning and Semantic Computing.

Ahmed Mohammed Jihad Al-Kubaisi

Country: Iraq

Specialization: Human Geography, Geomatics Maps, City planning, Services, Urban Development.

Prof. Ignatius Topno

Country: India

Specialization: Research Methodology and Articles connected with Education.



Dr. Amit Kumar Thakur

Country: India

Specialization: Thermal Engineering Biofuels.

Dr. Esra Sipahi

Country: Turkey

Specialization: Business Administration-Management and Organization.

Dr. Umar Lawal Aliyu

Country: Nigeria

Specialization: Management.

Dr. Fatma Mohamed Elnabway Ward

Country: Egypt

Specialization: Science, Microbiology, Biotechnology, Phycology, Medicinal plants, seaweeds.

Dr. Ismaila Emahi

Country: Ghana

Specialization: Biosensors Biofuel Cells Aptamers Biofiltration Nucleic Acids Chemistry.

Dr. Abdul Rabb

Country: Pakistan

Specialization: Gastroenterology & Hematology, Diabetes Mellitus Hematology.

Dr. Hiba Riyadh Jameel Al-abodi

Country: Iraq

Specialization: Biological Sciences.

Dr. Kachalla Mohammed

Country: Nigeria

Specialization: Structural analysis, Structural design, Finite element, reliability, Steel structures, Reinforced concrete.

Dr. Mohammad Anamul Haque

Country: Saudi Arabia

Specialization: Physiotherapy, Hospital Management, Public Health.

Dr. Kavitha Nachimuthu

Country: Ethiopia

Specialization: Rural Development and Agricultural Extension.

Dr. Kaan Bilge

Country: Turkey

Specialization: Polymer composites; Mechanics of materials; Nanocomposites; Biomass conversion; Green composites.

Dr Kamran Yeganegi

Country: Iran

Specialization: Cluster Development, Facility planning, Strategic Management.

Dr. Daniel Anthoni Sihasale

Country: Indonesia

Specialization: Geography and Environmental Science, Environmental conservation, Tourism management, Ecotourism Planning and development.

Dr. Moetaz Soubjaki

Country: Lebanon

Specialization: Strategy Management, Human Resources, Performance management, Training and development.

Prof. Dr. Wafai Zaki Azer Mikhail

Country: Egypt

Specialization: Life Sciences, Invertebrate Ecology, Environmental Sciences.

Dr. Aiat Hegazy

Country: Egypt

Specialization: Renewable energy Nanomaterials for solar cells and hydrogen Production.

Dr. Lamiaa Mageed Sayed Ibrahim

Country: Egypt

Specialization: Clinical Biochemistry- Genes – Health and Disease- Molecular Biology.

Dr. Arvind Prasad Dwivedi

Country: India

Specialization: Physical and Environmental chemistry.

Dr. Mohammad Rafiqul Islam

Country: Bangladesh

Specialization: Sample size and sampling Design, Time series Analysis, Temporal Disaggregation, Econometrics, Systems of National Accounts, Macroeconomics, Bangladesh economy, Sampling Techniques.

Dr. Masood Ayoub Kaloo

Country: India

Specialization: Spectroscopy, Molecular Recognition, Analytical Chemistry, Conjugated molecules, Environmental Chemistry.

Dr. Tayseer Elamin Mohamed Elfaki

Country: Sudan

Specialization: Medical Laboratory Science.

Dr. Julie S. Berame

Country: Philippines

Specialization: Biology, Environmental Sciences.

Dr. Warkaa M. Ali Al-Wattar

Country: Iraq

Specialization: Oral Histopathology, Dental Laser.

Dr. Ibrahiem Abdul Razak Al-Ani

Country: Iraq

Specialization: Civil Engineering, Hydrology.

Dr. Zafer Omer Ozdemir

Country: Turkey

Specialization: Chemistry, Biochemistry, Polymer Chemistry, HPLC, LC-MS analyses, Peptide Synthesis.

Dr. Abdulameer Kazem Farhood

Country: Iraq

Specialization: Nuclear Physics, Radiation Physics, Radon pollution, Dosimetry, Radiation effects on materials, material science, Semiconductor Physics.

Dr. Alejandro Rodriguez Rodriguez

Country: Mexico

Specialization: Higher Education Leadership Organizations Management.

Dr. Roslina Abdul Rahim

Country: Malaysia

Specialization: Acute kidney injury, NASH, NAFLD and Human Physiology.

Prof. Antonio Jose de Jesus Evangelista

Country: Brazil

Specialization: Infectious and parasitic diseases, Medical Microbiology, Microbial Virulence Factors, Antimicrobial Resistance Mechanisms and Alternative Animal Models for Development of Antimicrobial Strategies.

Dr. Nihad Abdulateef Ali Kadhim

Country: Iraq

Specialization: Avian Physiology.

Dr. Abubkr Ahmed Elhadi Abdelraheem


Country: Sudan

Specialization: Accounting and Finance.

Dr. Laxman Khanal

Country: Nepal

Specialization: Anatomy, Histology.



Home (<https://www.journalijar.com/>)

| Covering Letter Template (http://journalijar.com/wp-content/uploads/2014/01/covering_letter1.docx)

| Article Template (<http://www.journalijar.com/wp-content/uploads/2016/08/Template-IJAR.docx>)

| Cover Page of Journal (<http://journalijar.com/cover-page>)

| Online Thesis Form (<http://journalijar.com/wp-content/uploads/2014/05/Online-Thesis-Form.docx>)

| Contact Us (<https://www.journalijar.com/contact-us/>)

© 2012 | All Rights Reserved



ISSN NO. 2320-5407

(/)

International Journal of Advanced Research (IJAR)

ISSN 2320-5407

A CrossRef In TRANSLATE



(<https://www.facebook.com/journalijar>)



(<http://uk.linkedin.com/pub/international-journal-of-advanced-research/8a/b31/9/>)



(<https://twitter.com/JOURNALIJAR>)



(<https://plus.google.com/u/0/114567192394572086754/>)



(<https://journalijar.com.blogspot.in/>)

Life Sciences

Social Science & Humanities

Health Science

Physical Sciences & Engineering



Google Citation Report
h-Index-12, i10-Index-21

Research and Review Articles :

Welcome to International Journal of Advanced Research

International Journal of Advanced Research (IJAR) is an open access, peer-reviewed, International Journal, that provides rapid publication (monthly) of research articles, review articles and short communications in all subjects.

Every article published in IJAR is provided with unique DOI and the metadata is submitted to CrossRef (<http://search.crossref.org/?q=2320-5407&publisher=International+Journal+Of+Advanced+Research>). and Google Scholar (<https://scholar.google.co.in/citations?user=VHkDWAUAAAAJ&hl=en>). For details Check Indexing link (<http://journalijar.com/about-the-journal/indexing/>) of Journal.

CALL FOR PAPERS

Vol. 8, Issue 11, Nov 2020 **NEW**

Paper Submission: 15 Nov 2020

Author Notification: 7 to 10 days

Journal Publication: 30 Nov 2020

MOST VIEWED / DOWNLOADED ARTICLES



The Journal Invites Research articles that have significant impact on Scientific and academic community. All the Submitted papers will be assigned Unique Manuscript Number with in 24 hours after submission. This journal uses double-blind review, which means that both the reviewer and author identities are concealed from the reviewers, and vice versa, throughout the review process. The Reviewing process is completed with in 10 days after submission. The manuscripts will be published online shortly after acceptance and the article proof will be mailed to the corresponding author. Please read Instructions to authors (<http://www.journalijar.com/instruction-to-authors/>) before submitting your manuscript.


Journal DOI: 10.21474/IJAR01 (<http://dx.doi.org/10.21474/IJAR01>)

THOMSON REUTERS Publons (<https://publons.com/publon/?journal=37229>)



Why Publish with IJAR

- Publication within a short period after acceptance.
 - Every article provided with DOI (Digital Object Identifier System).
 - Online tracking of articles submitted.
 - Online manuscript submission.
 - Updates about your manuscript delivered via e mail and SMS.
 - Blind Peer-Reviewed Open Access Journal.
 - Papers abstract/indexed by all the major scientific indexing services.
- Original article will be download (PDF) from the www.journalijar.com (<http://www.journalijar.com>)



(<http://www.journalijar.com/current-issue/?mn=10&yr=2020>)

Download Cover Image (<https://www.journalijar.com/wp-content/uploads/2020/10/October-20-scaled.jpg>)




(<http://www.journalijar.com/current-issue/?mn=09&yr=2020>)

Download Cover Image (https://www.journalijar.com/wp-content/uploads/2020/10/Septe_20-scaled.jpg)



(<http://www.journalijar.com/current-issue/?mn=08&yr=2020>)

Download Cover Image (https://www.journalijar.com/wp-content/uploads/2020/09/August_2020-scaled.jpg)



(<http://www.journalijar.com/current-issue/?mn=07&yr=2020>)

Download Cover Image (<https://www.journalijar.com/wp-content/uploads/2020/07/July-2020-1-scaled.jpg>)



(<http://www.journalijar.com/current-issue/?mn=06&yr=2020>)

Download Cover Image (<https://www.journalijar.com/wp-content/uploads/2020/07/July-2020-scaled.jpg>)



(<http://www.journalijar.com/current-issue/?mn=05&yr=2020>)

Download Cover Image (<http://www.journalijar.com/wp-content/uploads/2020/06/COVER-PAGE-May-2020.jpg>)



(http://www.journalijar.com/wp-content/uploads/2013/11/UGC.jpg)

Home (<https://www.journalijar.com/>)

| Covering Letter Template (http://journalijar.com/wp-content/uploads/2014/01/covering_letter1.docx)

| Article Template (<http://www.journalijar.com/wp-content/uploads/2016/08/Template-IJAR.docx>)

| Cover Page of Journal (<http://journalijar.com/cover-page>)

| Online Thesis Form (<http://journalijar.com/wp-content/uploads/2014/05/Online-Thesis-Form.docx>)

| Contact Us (<https://www.journalijar.com/contact-us/>)

© 2012 | All Rights Reserved



ISSN NO. 2320-5407

(/)

International Journal of Advanced Research (IJAR)

ISSN 2320-5407

A CrossRef In

 (<https://www.facebook.com/journalijar>)  (<http://uk.linkedin.com/pub/international-journal-of-advanced-research/8a/b31/9/>)  (<https://twitter.com/JOURNALIJAR>)  (<https://plus.google.com/u/0/114567192354572386754>)  (<https://journalijar-com.blogspot.in/>)

Contact Us

CONTACT US:

Name*:

Email*:

Phone

Message To Editor*:



I'm not a robot

reCAPTCHA
[Privacy](#) - [Terms](#)

Submit

Research Communication

Contact us at: +441223926516

WhatsApp us at: +441223926516



Home (<https://www.journalijar.com/>) | Covering Letter Template (http://journalijar.com/wp-content/uploads/2014/01/covering_letter1.docx)
| Article Template (<http://www.journalijar.com/wp-content/uploads/2016/08/Template-IJAR.docx>)
| Cover Page of Journal (<http://journalijar.com/cover-page>)
| Online Thesis Form (<http://journalijar.com/wp-content/uploads/2014/05/Online-Thesis-Form.docx>)
| Contact Us (<https://www.journalijar.com/contact-us/>)

© 2012 | All Rights Reserved





ISSN NO. 2320-5407

(/)

International Journal of Advanced Research (IJAR)

ISSN 2320-5407

A CrossRef In TRANSLATE

[f](https://www.facebook.com/journalijar) (<https://www.facebook.com/journalijar>) [in](http://uk.linkedin.com/pub/international-journal-of-advanced-research/8a/b31/9/) (<http://uk.linkedin.com/pub/international-journal-of-advanced-research/8a/b31/9/>)
[t](https://twitter.com/JOURNALIJAR) (<https://twitter.com/JOURNALIJAR>) [g+](https://plus.google.com/u/0/114567192354572386754) (<https://plus.google.com/u/0/114567192354572386754>) [e](https://journalijar-com.blogspot.in/) (<https://journalijar-com.blogspot.in/>)

Archive

October 2019

Filter your Paper by Title, Author

NEPHROTIC SYNDROME AS INITIAL EPISODE AND RELAPSE IN IRAQI CHILDREN.

(<https://www.journalijar.com/article/29744/nephrotic-syndrome-as-initial-episode-and-relapse-in-iraqi-children.>)

Khadija Khalil Al-Juboori.

crossref DOI: 10.21474/IJAR01/9807

crossref DOI URL: <http://dx.doi.org/10.21474/IJAR01/9807> (<http://dx.doi.org/10.21474/IJAR01/9807>)

Crossref (<http://search.crossref.org/?q=10.21474/IJAR01/9807>)

Thomson Reuter's
Research ID
(<https://publons.com/pu>)

Download PDF (https://www.journalijar.com/uploads/840_IJAR-28984.pdf)

Google ([https://www.google.co.in/#q=NEPHROTIC SYNDROME AS INITIAL EPISODE AND RELAPSE IN IRAQI CHILDREN.](https://www.google.co.in/#q=NEPHROTIC%20SYNDROME%20AS%20INITIAL%20EPISODE%20AND%20RELAPSE%20IN%20IRAQI%20CHILDREN.))

View Abstract (<https://www.journalijar.com/article/29744/nephrotic-syndrome-as-initial-episode-and-relapse-in-iraqi-children.>)

No. of Downloads: 5 | No. of Views: 20

SYNTHESIS OF COUMARIN DERIVATIVES BASED ON MELDRUM ACID AND ITS ANALOGUES.

(<https://www.journalijar.com/article/30068/synthesis-of-coumarin-derivatives-based-on-meldrum-acid-and-its-analogues.>)

Amanova N.D, Khaitova.J.M, Ruzieva.B.Y and Boltaev.B.O.

crossref DOI: 10.21474/IJAR01/9892

crossref DOI URL: <http://dx.doi.org/10.21474/IJAR01/9892> (<http://dx.doi.org/10.21474/IJAR01/9892>)

Crossref (<http://search.crossref.org/?q=10.21474/IJAR01/9892>)

Thomson Reuter's
Research ID
(<https://publons.com/pu>)

Download PDF (https://www.journalijar.com/uploads/152_IJAR-29291.pdf)

Google ([https://www.google.co.in/#q=SYNTHESIS OF COUMARIN DERIVATIVES BASED ON MELDRUM ACID AND ITS ANALOGUES.](https://www.google.co.in/#q=SYNTHESIS%20OF%20COUMARIN%20DERIVATIVES%20BASED%20ON%20MELDRUM%20ACID%20AND%20ITS%20ANALOGUES.))

View Abstract (<https://www.journalijar.com/article/30068/synthesis-of-coumarin-derivatives-based-on-meldrum-acid-and-its-analogues.>)

No. of Downloads: 21 | No. of Views: 36

ANTENATAL DIAGNOSIS OF PLACENTAL CHORANGIOMA: ABOUT AN OBSERVATION.

(<https://www.journalijar.com/article/29421/antenatal-diagnosis-of-placental-chorangioma:-about-an-observation.>)

Zineb Chaqchaq, ImaneBenchiba, LamyaeTadmori ,Nissrine Mamouni, Sanaa Errarhay, Chahrazad Bouchikhi and Abdelaziz Banani.

crossref DOI: 10.21474/IJAR01/9830

crossref DOI URL: <http://dx.doi.org/10.21474/IJAR01/9830> (<http://dx.doi.org/10.21474/IJAR01/9830>)

Crossref (<http://search.crossref.org/?q=10.21474/IJAR01/9830>)

Thomson Reuter's
Research ID
(<https://publons.com/put>)

Download PDF (https://www.journalijar.com/uploads/981_IJAR-28690.pdf)

Google (<https://www.google.co.in/#q=ANTENATAL DIAGNOSIS OF PLACENTAL CHORANGIOMA: ABOUT AN OBSERVATION.>)

View Abstract (<https://www.journalijar.com/article/29421/antenatal-diagnosis-of-placental-chorangioma:-about-an-observation.>)

No. of Downloads: 9 | No. of Views: 14

MANAGEMENT OF EXTRADURAL SPINAL TUMORS. (<https://www.journalijar.com/article/29799/management-of-extradural-spinal-tumors.>)

Abd Al Halim Moussa, Usama Mohamed El Shokhaiby and Ahmad El Sayed Zewita.

crossref DOI: 10.21474/IJAR01/9835 **crossref DOI URL:** <http://dx.doi.org/10.21474/IJAR01/9835> (<http://dx.doi.org/10.21474/IJAR01/9835>)

Crossref (<http://search.crossref.org/?q=10.21474/IJAR01/9835>)

Thomson Reuter's
Research ID
(<https://publons.com/put>)

Google (<https://www.google.co.in/#q=MANAGEMENT OF EXTRADURAL SPINAL TUMORS.>)

Download PDF (https://www.journalijar.com/uploads/961_IJAR-29049.pdf)

View Abstract (<https://www.journalijar.com/article/29799/management-of-extradural-spinal-tumors.>)

No. of Downloads: 9 | No. of Views: 13

READING LOLITA IN TEHRAN AND A THOUSAND SPLENDID SUNS: THROUGH HISTORY, POLITICS, GENDER (<https://www.journalijar.com/article/29690/reading-lolita-in-tehran-and-a-thousand-splendid-suns:-through-history,-politics,-gender>)

Jaya Yadav

crossref DOI: 10.21474/IJAR01/9901 **crossref DOI URL:** <http://dx.doi.org/10.21474/IJAR01/9901> (<http://dx.doi.org/10.21474/IJAR01/9901>)

Crossref (<http://search.crossref.org/?q=10.21474/IJAR01/9901>)

Thomson Reuter's
Research ID
(<https://publons.com/put>)

Download PDF (https://www.journalijar.com/uploads/659_IJAR-28929.pdf)

Google (<https://www.google.co.in/#q=READING LOLITA IN TEHRAN AND A THOUSAND SPLENDID SUNS: THROUGH HISTORY, POLITICS, GENDER>)

View Abstract (<https://www.journalijar.com/article/29690/reading-lolita-in-tehran-and-a-thousand-splendid-suns:-through-history,-politics,-gender>)

No. of Downloads: 10 | No. of Views: 16

ULTRASOUND HISTOGRAM ANALYSES OF EPICARDIAL ADIPOSE TISSUE. (<https://www.journalijar.com/article/29902/ultrasound-histogram-analyses-of-epicardial-adipose-tissue.>)

Ingrid Schusterova, Alzbeta Banovcinova, Daniel Klein, Juraj Banovcin, Jindrich Soltys, Ingrid Papajova and Laszlo Barkai.

crossref DOI: 10.21474/IJAR01/9880 **crossref DOI URL:** <http://dx.doi.org/10.21474/IJAR01/9880> (<http://dx.doi.org/10.21474/IJAR01/9880>)

Crossref (<http://search.crossref.org/?q=10.21474/IJAR01/9880>)

Thomson Reuter's
Research ID
(<https://publons.com/put>)

Download PDF (https://www.journalijar.com/uploads/378_IJAR-29128.pdf)

Google (<https://www.google.co.in/#q=ULTRASOUND HISTOGRAM ANALYSES OF EPICARDIAL ADIPOSE TISSUE.>)

View Abstract (<https://www.journalijar.com/article/29902/ultrasound-histogram-analyses-of-epicardial-adipose-tissue.>)

No. of Downloads: 13 | No. of Views: 27

FORMULATION AND IN - VITRO EVALUATION OF MUCOADHESIVE TABLET OF FAMOTIDINE (<https://www.journalijar.com/article/30163/formulation-and-in---vitro-evaluation-of-mucoadhesive-tablet-of-famotidine>)

Nilesh Kumar Upadhyay and Rakesh Kumar Gupta

crossref DOI: 10.21474/IJAR01/9945 **crossref DOI URL:** <http://dx.doi.org/10.21474/IJAR01/9945> (<http://dx.doi.org/10.21474/IJAR01/9945>)

Crossref (<http://search.crossref.org/?q=10.21474/IJAR01/9945>)

Thomson Reuter's
Research ID
(<https://publons.com/put>)

Download PDF (https://www.journalijar.com/uploads/261_IJAR-29391.pdf)

Google (<https://www.google.co.in/#q=FORMULATION AND IN - VITRO EVALUATION OF MUCOADHESIVE TABLET OF FAMOTIDINE>)

View Abstract (<https://www.journalijar.com/article/30163/formulation-and-in---vitro-evaluation-of-mucoadhesive-tablet-of-famotidine>)

No. of Downloads: 10 | No. of Views: 21

CLINICAL AND BIOCHEMICAL PRESENTATION OF SCRUBTYPHUS IN CHITTORGARH RURAL AND URBAN AREA. (<https://www.journalijar.com/article/30088/clinical-and-biochemical-presentation-of-scrubtyphus--in-chittorgarh-rural-and-urban--area.>)

Anish jain, Madhu jain, Atul Khabya, Bhanu pratap Singh and Ashish Sarupariya.

crossref DOI: 10.21474/IJAR01/9896 **crossref DOI URL:** <http://dx.doi.org/10.21474/IJAR01/9896> (<http://dx.doi.org/10.21474/IJAR01/9896>)

Crossref (<http://search.crossref.org/?q=10.21474/IJAR01/9896>)

Thomson Reuter's
Research ID
(<https://publons.com/pu>)

Download PDF (https://www.journalijar.com/uploads/537_IJAR-29319.pdf)

Google (<https://www.google.co.in/#q=CLINICAL AND BIOCHEMICAL PRESENTATION OF SCRUBTYPHUS IN CHITTORGARH RURAL AND URBAN AREA.>)

View Abstract (<https://www.journalijar.com/article/30088/clinical-and-biochemical-presentation-of-scrubtyphus--in-chittorgarh-rural-and-urban--area.>)

No. of Downloads: 6 | No. of Views: 22

A REVIEW ARTICLE OF CHILDHOOD ACUTE LYMPHOBLASTIC LEUKEMIA (<https://www.journalijar.com/article/29892/a-review-article-of-childhood-acute-lymphoblastic-leukemia>)

Ghaidaa Saleh Almohammadi

crossref DOI: 10.21474/IJAR01/9954 **crossref DOI URL:** <http://dx.doi.org/10.21474/IJAR01/9954> (<http://dx.doi.org/10.21474/IJAR01/9954>)

Crossref (<http://search.crossref.org/?q=10.21474/IJAR01/9954>)

Thomson Reuter's
Research ID
(<https://publons.com/pu>)

Download PDF (https://www.journalijar.com/uploads/808_IJAR-29134.pdf)

Google (<https://www.google.co.in/#q=A REVIEW ARTICLE OF CHILDHOOD ACUTE LYMPHOBLASTIC LEUKEMIA>)

View Abstract (<https://www.journalijar.com/article/29892/a-review-article-of-childhood-acute-lymphoblastic-leukemia>)

No. of Downloads: 6 | No. of Views: 17

GENDER DIFFERENCE IN OCCUPATIONAL PERFORMANCE, QUALITY OF LIFE AND TRUNK MUSCLE ENDURANCE IN PHYSICAL THERAPISTS WITH LOW BACK PAIN (<https://www.journalijar.com/article/29804/gender-difference-in-occupational-performance,-quality-of-life-and-trunk-muscle-endurance-in-physical-therapists-with-low-back-pain>)

Salma E Ahmad, Ebtessam F Gomaa, Nadia A Fayaz and Ahmad H Azzam

crossref DOI: 10.21474/IJAR01/9950 **crossref DOI URL:** <http://dx.doi.org/10.21474/IJAR01/9950> (<http://dx.doi.org/10.21474/IJAR01/9950>)

Crossref (<http://search.crossref.org/?q=10.21474/IJAR01/9950>)

Thomson Reuter's
Research ID
(<https://publons.com/pu>)

Download PDF (https://www.journalijar.com/uploads/934_IJAR-29042.pdf)

Google (<https://www.google.co.in/#q=GENDER DIFFERENCE IN OCCUPATIONAL PERFORMANCE, QUALITY OF LIFE AND TRUNK MUSCLE ENDURANCE IN PHYSICAL THERAPISTS WITH LOW BACK PAIN>)

View Abstract (<https://www.journalijar.com/article/29804/gender-difference-in-occupational-performance,-quality-of-life-and-trunk-muscle-endurance-in-physical-therapists-with-low-back-pain>)

No. of Downloads: 6 | No. of Views: 11

OMICS TECHNOLOGIES FOR HEAVY METAL STRESS TOLERANCE IN PLANTS. (<https://www.journalijar.com/article/30030/omics-technologies-for-heavy-metal-stress-tolerance-in-plants.>)

Sameera A. Alghamdi.

crossref DOI: 10.21474/IJAR01/9890 **crossref DOI URL:** <http://dx.doi.org/10.21474/IJAR01/9890> (<http://dx.doi.org/10.21474/IJAR01/9890>)

Crossref (<http://search.crossref.org/?q=10.21474/IJAR01/9890>)

Thomson Reuter's
Research ID
(<https://publons.com/put>)

Download PDF (https://www.journalijar.com/uploads/19_IJAR-29256.pdf)

Google (<https://www.google.co.in/#q=OMICS TECHNOLOGIES FOR HEAVY METAL STRESS TOLERANCE IN PLANTS.>)

View Abstract (<https://www.journalijar.com/article/30030/omics-technologies-for-heavy-metal-stress-tolerance-in-plants.>)

No. of Downloads: 12 | No. of Views: 25

KNOWLEDGE, ATTITUDE AND PRACTICE OF ACLS IN HEALTHCARE PROFESSIONALS AND MEDICAL STUDENTS IN MAJMAAH UNIVERSITY (<https://www.journalijar.com/article/30111/knowledge,-attitude-and-practice-of-acls-in-healthcare-professionals-and-medical-students-in-majmaah-university>)

Musaed Fahad Rayzah, Salman hathal alotaibi, Abdullah Shafi Almutairi, Hammam Fahad A Alkanhal and Meshari Abdulkarim Almutairi

crossref DOI: 10.21474/IJAR01/9928 **crossref DOI URL:** <http://dx.doi.org/10.21474/IJAR01/9928> (<http://dx.doi.org/10.21474/IJAR01/9928>)

Crossref (<http://search.crossref.org/?q=10.21474/IJAR01/9928>)

Thomson Reuter's
Research ID
(<https://publons.com/put>)

Download PDF (https://www.journalijar.com/uploads/63_IJAR-29338.pdf)

Google (<https://www.google.co.in/#q=KNOWLEDGE, ATTITUDE AND PRACTICE OF ACLS IN HEALTHCARE PROFESSIONALS AND MEDICAL STUDENTS IN MAJMAAH UNIVERSITY>)

View Abstract (<https://www.journalijar.com/article/30111/knowledge,-attitude-and-practice-of-acls-in-healthcare-professionals-and-medical-students-in-majmaah-university>)

No. of Downloads: 13 | No. of Views: 58

A STUDY OF ESTIMATION OF TSH,PROLACTIN, FSH AND LH HORMONE LEVELS IN PCOS (<https://www.journalijar.com/article/30174/a-study-of-estimation-of-tsh,prolactin,-fsh-and-lh-hormone-levels-in-pcos>)

K. Venkateswarlu and A. Padmavijayasree

crossref DOI: 10.21474/IJAR01/9966 **crossref DOI URL:** <http://dx.doi.org/10.21474/IJAR01/9966> (<http://dx.doi.org/10.21474/IJAR01/9966>)

Crossref (<http://search.crossref.org/?q=10.21474/IJAR01/9966>)

Thomson Reuter's
Research ID
(<https://publons.com/put>)

Download PDF (https://www.journalijar.com/uploads/949_IJAR-29404.pdf)

Google (<https://www.google.co.in/#q=A STUDY OF ESTIMATION OF TSH,PROLACTIN, FSH AND LH HORMONE LEVELS IN PCOS>)

View Abstract (<https://www.journalijar.com/article/30174/a-study-of-estimation-of-tsh,prolactin,-fsh-and-lh-hormone-levels-in-pcos>)

No. of Downloads: 4 | No. of Views: 12

QUALITY ASSESSMENT OF MINERAL MIXTURE SUPPLEMENTS FOR DAIRY ANIMALS IN SONEPAT DISTRICT (HARYANA). ([https://www.journalijar.com/article/29722/quality-assessment-of-mineral-mixture-supplements-for-dairy-animals-in-sonapat-district-\(haryana\).](https://www.journalijar.com/article/29722/quality-assessment-of-mineral-mixture-supplements-for-dairy-animals-in-sonapat-district-(haryana).))

Sarvesh Kumar Upadhyay, Anil Kanaujia and Rajkumar Yadav.

crossref DOI: 10.21474/IJAR01/9805 **crossref DOI URL:** <http://dx.doi.org/10.21474/IJAR01/9805> (<http://dx.doi.org/10.21474/IJAR01/9805>)

Crossref (<http://search.crossref.org/?q=10.21474/IJAR01/9805>)

Thomson Reuter's
Research ID
(<https://publons.com/put>)

Download PDF (https://www.journalijar.com/uploads/746_IJAR-28980.pdf)

Google ([https://www.google.co.in/#q=QUALITY ASSESSMENT OF MINERAL MIXTURE SUPPLEMENTS FOR DAIRY ANIMALS IN SONEPAT DISTRICT \(HARYANA\).](https://www.google.co.in/#q=QUALITY ASSESSMENT OF MINERAL MIXTURE SUPPLEMENTS FOR DAIRY ANIMALS IN SONEPAT DISTRICT (HARYANA).))

View Abstract ([https://www.journalijar.com/article/29722/quality-assessment-of-mineral-mixture-supplements-for-dairy-animals-in-sonapat-district-\(haryana\).](https://www.journalijar.com/article/29722/quality-assessment-of-mineral-mixture-supplements-for-dairy-animals-in-sonapat-district-(haryana).))

No. of Downloads: 14 | No. of Views: 51

CONTRIBUTION DES PRODUITS FORESTIERS NON LIGNEUX A LA SECURITE ALIMENTAIRE DESMENAGES DANS LA COMMUNE RURALE DE TAMOU, AU SUD-UEST DU NIGER (AFRIQUE DE LOUEST). ([https://www.journalijar.com/article/29899/contribution-des-produits-forestiers-non-ligneux-a-la-securite-alimentaire-desmenages-dans-la-commune-rurale-de-tamou,-au-sud-ouest-du-niger-\(afrique-de-louest\).](https://www.journalijar.com/article/29899/contribution-des-produits-forestiers-non-ligneux-a-la-securite-alimentaire-desmenages-dans-la-commune-rurale-de-tamou,-au-sud-ouest-du-niger-(afrique-de-louest).))

Oumarou Hama, Idrissa Tinni and Moussa Barage.

crossref DOI: 10.21474/IJAR01/9824 **crossref DOI URL:** <http://dx.doi.org/10.21474/IJAR01/9824> (<http://dx.doi.org/10.21474/IJAR01/9824>)

Crossref (<http://search.crossref.org/?q=10.21474/IJAR01/9824>)

Thomson Reuter's
Research ID
(<https://publons.com/put>)

Download PDF (https://www.journalijar.com/uploads/643_IJAR-29125.pdf)

Google ([https://www.google.co.in/#q=CONTRIBUTION DES PRODUITS FORESTIERS NON LIGNEUX A LA SECURITE ALIMENTAIRE DESMENAGES DANS LA COMMUNE RURALE DE TAMOU, AU SUD-OUEST DU NIGER \(AFRIQUE DE LOUEST\).](https://www.google.co.in/#q=CONTRIBUTION DES PRODUITS FORESTIERS NON LIGNEUX A LA SECURITE ALIMENTAIRE DESMENAGES DANS LA COMMUNE RURALE DE TAMOU, AU SUD-OUEST DU NIGER (AFRIQUE DE LOUEST).))

View Abstract ([https://www.journalijar.com/article/29899/contribution-des-produits-forestiers-non-ligneux-a-la-securite-alimentaire-desmenages-dans-la-commune-rurale-de-tamou,-au-sud-ouest-du-niger-\(afrique-de-louest\).](https://www.journalijar.com/article/29899/contribution-des-produits-forestiers-non-ligneux-a-la-securite-alimentaire-desmenages-dans-la-commune-rurale-de-tamou,-au-sud-ouest-du-niger-(afrique-de-louest).))

No. of Downloads: 10 | No. of Views: 33

EFFICACY OF JALAUKAVACHARNA IN THE MANAGEMENT IN THE ACNE VULGARIS: A CLINICAL STUDY.

(<https://www.journalijar.com/article/29880/efficacy-of-jalaukavacharna-in-the-management-in-the-acne-vulgaris:-a-clinical-study.>)

Lalita Sharma, Alok Srivastava, Pretya juyal, Priya kutiyal and Vandana Chauhan.

crossref DOI: 10.21474/IJAR01/9841

crossref DOI URL: <http://dx.doi.org/10.21474/IJAR01/9841> (<http://dx.doi.org/10.21474/IJAR01/9841>)

Crossref (<http://search.crossref.org/?q=10.21474/IJAR01/9841>)

Thomson Reuter's
Research ID
(<https://publons.com/put>)

Download PDF (https://www.journalijar.com/uploads/775_IJAR-29110.pdf)

Google (<https://www.google.co.in/#q=EFFICACY OF JALAUKAVACHARNA IN THE MANAGEMENT IN THE ACNE VULGARIS: A CLINICAL STUDY.>)

View Abstract (<https://www.journalijar.com/article/29880/efficacy-of-jalaukavacharna-in-the-management-in-the-acne-vulgaris:-a-clinical-study.>)

No. of Downloads: 9 | No. of Views: 16

PERINATAL OUTCOME IN TERM PREGNANCY WITH OLIGOHYDRAMNIOS

(<https://www.journalijar.com/article/30079/perinatal-outcome-in-term-pregnancy-with-oligohydramnios>)

Lalita and Vandana Bisht

crossref DOI: 10.21474/IJAR01/9914

crossref DOI URL: <http://dx.doi.org/10.21474/IJAR01/9914> (<http://dx.doi.org/10.21474/IJAR01/9914>)

Crossref (<http://search.crossref.org/?q=10.21474/IJAR01/9914>)

Thomson Reuter's
Research ID
(<https://publons.com/put>)

Download PDF (https://www.journalijar.com/uploads/690_IJAR-29307.pdf)

Google (<https://www.google.co.in/#q=PERINATAL OUTCOME IN TERM PREGNANCY WITH OLIGOHYDRAMNIOS>)

View Abstract (<https://www.journalijar.com/article/30079/perinatal-outcome-in-term-pregnancy-with-oligohydramnios>)

No. of Downloads: 7 | No. of Views: 19

OPTIMIZATION OF POLYMER TOUGHENING PROCESS OF SOLID HYDROXYAPATITE IMPLANT.

(<https://www.journalijar.com/article/29819/optimization-of-polymer-toughening-process-of-solid-hydroxyapatite-implant.>)

Tawfik Taher AJAAL

crossref DOI: 10.21474/IJAR01/9814

crossref DOI URL: <http://dx.doi.org/10.21474/IJAR01/9814> (<http://dx.doi.org/10.21474/IJAR01/9814>)

Crossref (<http://search.crossref.org/?q=10.21474/IJAR01/9814>)

Thomson Reuter's
Research ID
(<https://publons.com/put>)

Download PDF (https://www.journalijar.com/uploads/481_IJAR-29071.pdf)

Google (<https://www.google.co.in/#q=OPTIMIZATION OF POLYMER TOUGHENING PROCESS OF SOLID HYDROXYAPATITE IMPLANT.>)

View Abstract (<https://www.journalijar.com/article/29819/optimization-of-polymer-toughening-process-of-solid-hydroxyapatite-implant.>)

No. of Downloads: 11 | No. of Views: 17

RECENT ADVANCES IN COMPOSITE RESTORATIONS (<https://www.journalijar.com/article/29996/recent-advances-in-composite-restorations>)

K. Lahari, Shipra Jaidka, Rani Somani, Ashok Revelli, Dilip Kumar and Rishi Jaidka

crossref DOI: 10.21474/IJAR01/9888

crossref DOI URL: <http://dx.doi.org/10.21474/IJAR01/9888> (<http://dx.doi.org/10.21474/IJAR01/9888>)

Crossref (<http://search.crossref.org/?q=10.21474/IJAR01/9888>)

Thomson Reuter's
Research ID
(<https://publons.com/put>)

Google (<https://www.google.co.in/#q=RECENT ADVANCES IN COMPOSITE RESTORATIONS>)

Download PDF (https://www.journalijar.com/uploads/18_IJAR-29237.pdf)

View Abstract (<https://www.journalijar.com/article/29996/recent-advances-in-composite-restorations>)

No. of Downloads: 55 | No. of Views: 103

INTERORGANIZATIONAL COORDINATION TOWARDS DOMESTIC VIOLENCE PREVENTION: A CASE FROM GHANA. (<https://www.journalijar.com/article/29787/interorganizational-coordination-towards-domestic-violence-prevention:-a-case-from-ghana.>)

Edward Fosu and Deborah Asiedu.

crossref DOI: 10.21474/IJAR01/9811 **crossref DOI URL:** <http://dx.doi.org/10.21474/IJAR01/9811> (<http://dx.doi.org/10.21474/IJAR01/9811>)

Crossref (<http://search.crossref.org/?q=10.21474/IJAR01/9811>)

Thomson Reuter's
Research ID
(<https://publons.com/put>)

Download PDF (https://www.journalijar.com/uploads/314_IJAR-29039.pdf)

Google (<https://www.google.co.in/#q=INTERORGANIZATIONAL COORDINATION TOWARDS DOMESTIC VIOLENCE PREVENTION: A CASE FROM GHANA.>)

View Abstract (<https://www.journalijar.com/article/29787/interorganizational-coordination-towards-domestic-violence-prevention:-a-case-from-ghana.>)

No. of Downloads: 8 | No. of Views: 25

NON-MARKET VALUATION OF THE SOOR SAROVAR BIRD SANCTUARY. (<https://www.journalijar.com/article/29888/non-market-valuation-of-the-soor-sarovar-bird-sanctuary.>)

Ashutosh Kumar Pathak, J.V.Sharma and Priyanka Tiwari.

crossref DOI: 10.21474/IJAR01/9844 **crossref DOI URL:** <http://dx.doi.org/10.21474/IJAR01/9844> (<http://dx.doi.org/10.21474/IJAR01/9844>)

Crossref (<http://search.crossref.org/?q=10.21474/IJAR01/9844>)

Thomson Reuter's
Research ID
(<https://publons.com/put>)

Download PDF (https://www.journalijar.com/uploads/315_IJAR-29131.pdf)

Google (<https://www.google.co.in/#q=NON-MARKET VALUATION OF THE SOOR SAROVAR BIRD SANCTUARY.>)

View Abstract (<https://www.journalijar.com/article/29888/non-market-valuation-of-the-soor-sarovar-bird-sanctuary.>)

No. of Downloads: 10 | No. of Views: 22

FLUCTUATING CO-OPERATION AND TENSIONS IN AKAM - OLULUMO (OKUNI) BOUNDARY RELATIONS. ([https://www.journalijar.com/article/29917/fluctuating-co-operation-and-tensions-in-akam---olulumo-\(okuni\)-boundary-relations.](https://www.journalijar.com/article/29917/fluctuating-co-operation-and-tensions-in-akam---olulumo-(okuni)-boundary-relations.))

Otora Osmond Agbor.

crossref DOI: 10.21474/IJAR01/9881 **crossref DOI URL:** <http://dx.doi.org/10.21474/IJAR01/9881> (<http://dx.doi.org/10.21474/IJAR01/9881>)

Crossref (<http://search.crossref.org/?q=10.21474/IJAR01/9881>)

Thomson Reuter's
Research ID
(<https://publons.com/put>)

Download PDF (https://www.journalijar.com/uploads/989_IJAR-29150.pdf)

Google ([https://www.google.co.in/#q=FLUCTUATING CO-OPERATION AND TENSIONS IN AKAM - OLULUMO \(OKUNI\) BOUNDARY RELATIONS.](https://www.google.co.in/#q=FLUCTUATING CO-OPERATION AND TENSIONS IN AKAM - OLULUMO (OKUNI) BOUNDARY RELATIONS.))

View Abstract ([https://www.journalijar.com/article/29917/fluctuating-co-operation-and-tensions-in-akam---olulumo-\(okuni\)-boundary-relations.](https://www.journalijar.com/article/29917/fluctuating-co-operation-and-tensions-in-akam---olulumo-(okuni)-boundary-relations.))

No. of Downloads: 5 | No. of Views: 16

RECENT ADVANCES IN LOCAL ANESTHESIA. (<https://www.journalijar.com/article/29997/recent-advances-in-local-anesthesia.>)

Hridya M Menon, Shipra Jaidka, Rani Somani, Deepak Kurup, Dilip Kumar and Rishi Jaidka.

crossref DOI: 10.21474/IJAR01/9887 **crossref DOI URL:** <http://dx.doi.org/10.21474/IJAR01/9887> (<http://dx.doi.org/10.21474/IJAR01/9887>)

Crossref (<http://search.crossref.org/?q=10.21474/IJAR01/9887>)

Thomson Reuter's
Research ID
(<https://publons.com/pul>)

Google (<https://www.google.co.in/#q=RECENT ADVANCES IN LOCAL ANESTHESIA.>)

Download PDF (https://www.journalijar.com/uploads/115_IJAR-29236.pdf)

View Abstract (<https://www.journalijar.com/article/29997/recent-advances-in-local-anesthesia.>)

No. of Downloads: **182** | No. of Views: **423**

EXPRESSION OF VEGF IN BREAST CANCER (<https://www.journalijar.com/article/29919/expression-of-vegf-in-breast-cancer>)

Shamim Shera, Syed Imtiyaz Hussain, Shuaeb Bhat, Sumat-ul-Khurshid, Suhail Farooq, Majid Ahmad Khan, Salma Gull, Tajali Nazir Shora and Showkat Ahmad Mir

crossref DOI: 10.21474/IJAR01/9905 **crossref DOI URL:** <http://dx.doi.org/10.21474/IJAR01/9905> (<http://dx.doi.org/10.21474/IJAR01/9905>)

Crossref (<http://search.crossref.org/?q=10.21474/IJAR01/9905>)

Thomson Reuter's
Research ID
(<https://publons.com/pul>)

Google (<https://www.google.co.in/#q=EXPRESSION OF VEGF IN BREAST CANCER>)

Download PDF (https://www.journalijar.com/uploads/70_IJAR-29152.pdf)

View Abstract (<https://www.journalijar.com/article/29919/expression-of-vegf-in-breast-cancer>)

No. of Downloads: **19** | No. of Views: **37**

IMPACT OF DIFFERENT CONCENTRATION OF COPPER NANOPARTICLES AND ORGANOMETALLIC COMPOUNDS ON BIOMARKERS OF TILAPIA FISH (<https://www.journalijar.com/article/30076/impact-of-different-concentration-of-copper-nanoparticles-and-organometallic-compounds-on-biomarkers-of-tilapia-fish>)

Saif Al Ghais, Vibha Bhardwaj and Pramod Kumbhar

crossref DOI: 10.21474/IJAR01/9925 **crossref DOI URL:** <http://dx.doi.org/10.21474/IJAR01/9925> (<http://dx.doi.org/10.21474/IJAR01/9925>)

Crossref (<http://search.crossref.org/?q=10.21474/IJAR01/9925>)

Thomson Reuter's
Research ID
(<https://publons.com/pul>)

Download PDF (https://www.journalijar.com/uploads/96_IJAR-29313.pdf)

Google (<https://www.google.co.in/#q=IMPACT OF DIFFERENT CONCENTRATION OF COPPER NANOPARTICLES AND ORGANOMETALLIC COMPOUNDS ON BIOMARKERS OF TILAPIA FISH>)

View Abstract (<https://www.journalijar.com/article/30076/impact-of-different-concentration-of-copper-nanoparticles-and-organometallic-compounds-on-biomarkers-of-tilapia-fish>)

No. of Downloads: **12** | No. of Views: **19**

IMPACTS OF DIGITAL MARKETING AMONG LOCAL COMMERCIAL BANKING INDUSTRIES IN THE PHILIPPINES. (<https://www.journalijar.com/article/30025/impacts-of-digital-marketing-among-local-commercial-banking-industries-in-the-philippines.>)

Reneto M. Culagbang Jr. and Martin Joseph P. San Diego.

crossref DOI: 10.21474/IJAR01/9873 **crossref DOI URL:** <http://dx.doi.org/10.21474/IJAR01/9873> (<http://dx.doi.org/10.21474/IJAR01/9873>)

Crossref (<http://search.crossref.org/?q=10.21474/IJAR01/9873>)

Thomson Reuter's
Research ID
(<https://publons.com/pul>)

Download PDF (https://www.journalijar.com/uploads/874_IJAR-29252.pdf)

Google (<https://www.google.co.in/#q=IMPACTS OF DIGITAL MARKETING AMONG LOCAL COMMERCIAL BANKING INDUSTRIES IN THE PHILIPPINES.>)

View Abstract (<https://www.journalijar.com/article/30025/impacts-of-digital-marketing-among-local-commercial-banking-industries-in-the-philippines.>)

No. of Downloads: **28** | No. of Views: **62**

APPLICATION OF STRUCTURAL EQUATION MODELING (SEM) FOR ANALYSIS OF THE EFFECT OF PERCEPTION ON PROFESSIONALITY, KNOWLEDGE AND MOTIVATION OF NURSES ON THE IMPLEMENTATION OF PATIENTS SAFETY PROGRAMS IN THE INPATIENT ROOM OF RSUD X REGIONAL HOSPITAL SEMARANG.

([https://www.journalijar.com/article/29640/application-of-structural-equation-modeling-\(-sem-\)for-analysis-of-the-effect-of-perception-on-professionalism-knowledge-and-motivation-of-nurses-on-the-implementation-of-patients-safety-programs-in-the-inpatient-room-of-rsud-x-regional-hospital-semarang.](https://www.journalijar.com/article/29640/application-of-structural-equation-modeling-(-sem-)for-analysis-of-the-effect-of-perception-on-professionalism-knowledge-and-motivation-of-nurses-on-the-implementation-of-patients-safety-programs-in-the-inpatient-room-of-rsud-x-regional-hospital-semarang.))

Crossref (<http://search.crossref.org/?q=10.21474/IJAR01/9831>)

Thomson Reuter's
Research ID
(<https://publons.com/put>)

Download PDF (https://www.journalijar.com/uploads/100_IJAR-28907.pdf)

Google ([https://www.google.co.in/#q=APPLICATION OF STRUCTURAL EQUATION MODELING \(SEM \) FOR ANALYSIS OF THE EFFECT OF PERCEPTION ON PROFESSIONALITY, KNOWLEDGE AND MOTIVATION OF NURSES ON THE IMPLEMENTATION OF PATIENTS SAFETY PROGRAMS IN THE INPATIENT ROOM OF RSUD X REGIONAL HOSPITAL SEMARANG.](https://www.google.co.in/#q=APPLICATION OF STRUCTURAL EQUATION MODELING (SEM) FOR ANALYSIS OF THE EFFECT OF PERCEPTION ON PROFESSIONALITY, KNOWLEDGE AND MOTIVATION OF NURSES ON THE IMPLEMENTATION OF PATIENTS SAFETY PROGRAMS IN THE INPATIENT ROOM OF RSUD X REGIONAL HOSPITAL SEMARANG.))

View Abstract ([https://www.journalijar.com/article/29640/application-of-structural-equation-modeling-\(-sem-\)for-analysis-of-the-effect-of-perception-on-professionality,-knowledge-and-motivation-of-nurses-on-the-implementation-of-patients-safety-programs-in-the-inpatient-room-of-rsud-x-regional-hospital-semarang.](https://www.journalijar.com/article/29640/application-of-structural-equation-modeling-(-sem-)for-analysis-of-the-effect-of-perception-on-professionality,-knowledge-and-motivation-of-nurses-on-the-implementation-of-patients-safety-programs-in-the-inpatient-room-of-rsud-x-regional-hospital-semarang.))

No. of Downloads: 7 | No. of Views: 15

TO IMPROVE THE ACCURACY IN IDENTIFYING BREAST CANCER USING VARIOUS TECHNIQUES OF BIG DATA ANALYSIS. (<https://www.journalijar.com/article/29905/to-improve-the-accuracy-in-identifying-breast-cancer-using-various-techniques-of-big-data-analysis.>)

Aurobind Ganesh, K. Vijiyakumar, K. Premkumar and P. Mathivanan.

Crossref (<http://search.crossref.org/?q=10.21474/IJAR01/9856>)

Thomson Reuter's
Research ID
(<https://publons.com/put>)

Download PDF (https://www.journalijar.com/uploads/820_IJAR-29163.pdf)

Google (<https://www.google.co.in/#q=TO IMPROVE THE ACCURACY IN IDENTIFYING BREAST CANCER USING VARIOUS TECHNIQUES OF BIG DATA ANALYSIS.>)

View Abstract (<https://www.journalijar.com/article/29905/to-improve-the-accuracy-in-identifying-breast-cancer-using-various-techniques-of-big-data-analysis.>)

No. of Downloads: 9 | No. of Views: 19

MOONLIGHT AND VISUAL CORTEX. (<https://www.journalijar.com/article/29950/moonlight-and-visual-cortex.>)

Vidyapati Jha, Bineet Gupta and Yogesh Pal.

Crossref (<http://search.crossref.org/?q=10.21474/IJAR01/9863>)

Thomson Reuter's
Research ID
(<https://publons.com/put>)

Google (<https://www.google.co.in/#q=MOONLIGHT AND VISUAL CORTEX.>)

Download PDF (https://www.journalijar.com/uploads/225_IJAR-29191.pdf)

View Abstract (<https://www.journalijar.com/article/29950/moonlight-and-visual-cortex.>)

No. of Downloads: 8 | No. of Views: 13

SOIL MAPPING OF WEST MENIA AREA, EGYPT USING REMOTE SENSING AND GIS TECHNIQUES. (<https://www.journalijar.com/article/29943/soil-mapping-of-west-menia-area,-egypt-using-remote-sensing-and-gis-techniques.>)

Ismail M., El Ghonamey Y. K. and Ganzour Shimaa K.

Crossref (<http://search.crossref.org/?q=10.21474/IJAR01/9857>)

Thomson Reuter's
Research ID
(<https://publons.com/put>)

Download PDF (https://www.journalijar.com/uploads/446_IJAR-29175.pdf)

Google (<https://www.google.co.in/#q=SOIL MAPPING OF WEST MENIA AREA, EGYPT USING REMOTE SENSING AND GIS TECHNIQUES.>)

View Abstract (<https://www.journalijar.com/article/29943/soil-mapping-of-west-menia-area,-egypt-using-remote-sensing-and-gis-techniques.>)

No. of Downloads: 8 | No. of Views: 23

ROLE OF MDCT IN DIAGNOSIS AND RADIOLOGICAL CHARACTERIZATION OF NEUROBLASTOMA.
(<https://www.journalijar.com/article/29261/role-of-mdct-in-diagnosis-and-radiological-characterization-of-neuroblastoma>.)

Lina Mohsin Rida.

crossref DOI: 10.21474/IJAR01/9829 **crossref DOI URL:** <http://dx.doi.org/10.21474/IJAR01/9829> (<http://dx.doi.org/10.21474/IJAR01/9829>)

Crossref (<http://search.crossref.org/?q=10.21474/IJAR01/9829>)

Thomson Reuter's
Research ID
(<https://publons.com/put>)

Download PDF (https://www.journalijar.com/uploads/124_IJAR-28544.pdf)

Google (<https://www.google.co.in/#q=ROLE OF MDCT IN DIAGNOSIS AND RADIOLOGICAL CHARACTERIZATION OF NEUROBLASTOMA>.)

View Abstract (<https://www.journalijar.com/article/29261/role-of-mdct-in-diagnosis-and-radiological-characterization-of-neuroblastoma>.)

No. of Downloads: 5 | No. of Views: 12

KYSTE HYDATIQUE DU FOIE ET GROSSESSE: A PROPOS DUN CAS (<https://www.journalijar.com/article/29861/kyste-hydatique-du-foie-et-grossesse:-a-propos-dun-cas>)

Mots cles, Kyste hydatique, Foie, Grossesse, Laparoscopie and Albendazole

crossref DOI: 10.21474/IJAR01/9953 **crossref DOI URL:** <http://dx.doi.org/10.21474/IJAR01/9953> (<http://dx.doi.org/10.21474/IJAR01/9953>)

Crossref (<http://search.crossref.org/?q=10.21474/IJAR01/9953>)

Thomson Reuter's
Research ID
(<https://publons.com/put>)

Download PDF (https://www.journalijar.com/uploads/291_IJAR-29121.pdf)

Google (<https://www.google.co.in/#q=KYSTE HYDATIQUE DU FOIE ET GROSSESSE: A PROPOS DUN CAS>)

View Abstract (<https://www.journalijar.com/article/29861/kyste-hydatique-du-foie-et-grossesse:-a-propos-dun-cas>)

No. of Downloads: 8 | No. of Views: 18

A COMPARATIVE STUDY OF TRANSDERMAL BUPRENORPHINE WITH TRANSDERMAL FENTANYL FOR POSTOPERATIVE ANALGESIA IN PATIENTS UNDERGOING POSTERIOR STABILIZATION OF LUMBAR SPINE.
(<https://www.journalijar.com/article/29822/a-comparative-study-of-transdermal-buprenorphine-with-transdermal-fentanyl-for-postoperative-analgesia-in-patients-undergoing-posterior-stabilization-of-lumbar-spine>.)

Kishan Shetty MD and Seena Marene Solomon MD.

crossref DOI: 10.21474/IJAR01/9836 **crossref DOI URL:** <http://dx.doi.org/10.21474/IJAR01/9836> (<http://dx.doi.org/10.21474/IJAR01/9836>)

Crossref (<http://search.crossref.org/?q=10.21474/IJAR01/9836>)

Thomson Reuter's
Research ID
(<https://publons.com/put>)

Download PDF (https://www.journalijar.com/uploads/468_IJAR-29070.pdf)

Google (<https://www.google.co.in/#q=A COMPARATIVE STUDY OF TRANSDERMAL BUPRENORPHINE WITH TRANSDERMAL FENTANYL FOR POSTOPERATIVE ANALGESIA IN PATIENTS UNDERGOING POSTERIOR STABILIZATION OF LUMBAR SPINE>.)

View Abstract (<https://www.journalijar.com/article/29822/a-comparative-study-of-transdermal-buprenorphine-with-transdermal-fentanyl-for-postoperative-analgesia-in-patients-undergoing-posterior-stabilization-of-lumbar-spine>.)

No. of Downloads: 18 | No. of Views: 48

COMPARATIVE ANALYSIS ON THE EFFECT OF EMS AND MSG ON THE STOMATA OF TINOSPORA CORDIFOLIA(WILLD.). ([https://www.journalijar.com/article/30060/comparative-analysis-on-the-effect-of-ems-and-msg-on-the-stomata-of-tinospora-cordifolia\(willd.\)](https://www.journalijar.com/article/30060/comparative-analysis-on-the-effect-of-ems-and-msg-on-the-stomata-of-tinospora-cordifolia(willd.)).)

Sarita Lohra and Kamini Kumar.

crossref DOI: 10.21474/IJAR01/9893 **crossref DOI URL:** <http://dx.doi.org/10.21474/IJAR01/9893> (<http://dx.doi.org/10.21474/IJAR01/9893>)

Crossref (<http://search.crossref.org/?q=10.21474/IJAR01/9893>)

Thomson Reuter's
Research ID
(<https://publons.com/put>)

Download PDF (https://www.journalijar.com/uploads/83_IJAR-29302.pdf)

Google ([https://www.google.co.in/#q=COMPARATIVE ANALYSIS ON THE EFFECT OF EMS AND MSG ON THE STOMATA OF TINOSPORA CORDIFOLIA\(WILLD.\)](https://www.google.co.in/#q=COMPARATIVE ANALYSIS ON THE EFFECT OF EMS AND MSG ON THE STOMATA OF TINOSPORA CORDIFOLIA(WILLD.)).)

View Abstract ([https://www.journalijar.com/article/30060/comparative-analysis-on-the-effect-of-ems-and-msg-on-the-stomata-of-tinospora-cordifolia\(willd.\)](https://www.journalijar.com/article/30060/comparative-analysis-on-the-effect-of-ems-and-msg-on-the-stomata-of-tinospora-cordifolia(willd.)).)

COMPARATIVE EFFECTIVENESS OF FRESH LEAVES AND LEAVES POWDER OF SPONDIAS MOMBIN ON MILK PRODUCTION OF DJALLONKE EWES AND WEIGHT GROWTH OF THEIRS LAMBS IN SOUTHERN BENIN.
(<https://www.journalijar.com/article/29805/comparative-effectiveness-of-fresh-leaves-and-leaves-powder-of-spondias-mombin-on-milk-production-of-djallonke-ewes-and-weight-growth-of-theirs-lambs-in-southern-benin.>)

C. G. Akouedegni, P.V Houndonougbo, A.D. Adenile, O.G. Allowanou and M. S. Hounzangbe-Adote.

crossref DOI: 10.21474/IJAR01/9812

crossref DOI URL: <http://dx.doi.org/10.21474/IJAR01/9812> (<http://dx.doi.org/10.21474/IJAR01/9812>)

Crossref (<http://search.crossref.org/?q=10.21474/IJAR01/9812>)

Thomson Reuter's
Research ID
(<https://publons.com/pub>)

Download PDF (https://www.journalijar.com/uploads/227_IJAR-29043.pdf)

Google (<https://www.google.co.in/#q=COMPARATIVE EFFECTIVENESS OF FRESH LEAVES AND LEAVES POWDER OF SPONDIAS MOMBIN ON MILK PRODUCTION OF DJALLONKE EWES AND WEIGHT GROWTH OF THEIRS LAMBS IN SOUTHERN BENIN.>)

View Abstract (<https://www.journalijar.com/article/29805/comparative-effectiveness-of-fresh-leaves-and-leaves-powder-of-spondias-mombin-on-milk-production-of-djallonke-ewes-and-weight-growth-of-theirs-lambs-in-southern-benin.>)

No. of Downloads: 14 | No. of Views: 41

CROSS SECTIONAL STUDY ON BODY CONSTITUTION IN KURAVEETHANA NOI (HYPOTHYROIDISM).
([https://www.journalijar.com/article/29976/cross-sectional-study-on-body-constitution--in-kuraiveethana-noi-\(hypothyroidism\).](https://www.journalijar.com/article/29976/cross-sectional-study-on-body-constitution--in-kuraiveethana-noi-(hypothyroidism).))

A. Priya, H. Vetha Merlin Kumari, S. Mohan and N. J. Muthukumar.

crossref DOI: 10.21474/IJAR01/9883

crossref DOI URL: <http://dx.doi.org/10.21474/IJAR01/9883> (<http://dx.doi.org/10.21474/IJAR01/9883>)

Crossref (<http://search.crossref.org/?q=10.21474/IJAR01/9883>)

Thomson Reuter's
Research ID
(<https://publons.com/pub>)

Download PDF (https://www.journalijar.com/uploads/658_IJAR-29208.pdf)

Google ([https://www.google.co.in/#q=CROSS SECTIONAL STUDY ON BODY CONSTITUTION IN KURAVEETHANA NOI \(HYPOTHYROIDISM\).](https://www.google.co.in/#q=CROSS SECTIONAL STUDY ON BODY CONSTITUTION IN KURAVEETHANA NOI (HYPOTHYROIDISM).))

View Abstract ([https://www.journalijar.com/article/29976/cross-sectional-study-on-body-constitution--in-kuraiveethana-noi-\(hypothyroidism\).](https://www.journalijar.com/article/29976/cross-sectional-study-on-body-constitution--in-kuraiveethana-noi-(hypothyroidism).))

No. of Downloads: 8 | No. of Views: 17

CUSTOMER RELATIONSHIP MANAGEMENT TECHNIQUE: A STUDY ON FREQUENT FLIER PROGRAM
(<https://www.journalijar.com/article/30182/customer-relationship-management-technique:-a-study-on-frequent-flier-program>)

Manjari Mundanad

crossref DOI: 10.21474/IJAR01/9946

crossref DOI URL: <http://dx.doi.org/10.21474/IJAR01/9946> (<http://dx.doi.org/10.21474/IJAR01/9946>)

Crossref (<http://search.crossref.org/?q=10.21474/IJAR01/9946>)

Thomson Reuter's
Research ID
(<https://publons.com/pub>)

Download PDF (https://www.journalijar.com/uploads/803_IJAR-29395.pdf)

Google (<https://www.google.co.in/#q=CUSTOMER RELATIONSHIP MANAGEMENT TECHNIQUE: A STUDY ON FREQUENT FLIER PROGRAM>)

View Abstract (<https://www.journalijar.com/article/30182/customer-relationship-management-technique:-a-study-on-frequent-flier-program>)

No. of Downloads: 8 | No. of Views: 16

CDR (CONFIDENTIAL DATA RECOGNITION) BOT.ANALYSIS AND CLASSIFICATION OF DATA BASED ON THE LEVEL OF CONFIDENTIALITY USING MACHINE INTELLIGENCE. ([https://www.journalijar.com/article/29992/cdr-\(confidential-data-recognition\)-bot.analysis-and-classification-of-data-based-on-the-level-of-confidentiality-using-machine-intelligence.](https://www.journalijar.com/article/29992/cdr-(confidential-data-recognition)-bot.analysis-and-classification-of-data-based-on-the-level-of-confidentiality-using-machine-intelligence.))

Akshay Kumar C.R and Chaitra.K.

crossref DOI: 10.21474/IJAR01/9886

crossref DOI URL: <http://dx.doi.org/10.21474/IJAR01/9886> (<http://dx.doi.org/10.21474/IJAR01/9886>)

Crossref (<http://search.crossref.org/?q=10.21474/IJAR01/9886>)

Thomson Reuter's
Research ID

Download PDF (https://www.journalijar.com/uploads/680_IJAR-29230.pdf)

(<https://publons.com/put>)

Google ([https://www.google.co.in/#q=CDR \(CONFIDENTIAL DATA RECOGNITION\) BOT.ANALYSIS AND CLASSIFICATION OF DATA BASED ON THE LEVEL OF CONFIDENTIALITY USING MACHINE INTELLIGENCE.](https://www.google.co.in/#q=CDR (CONFIDENTIAL DATA RECOGNITION) BOT.ANALYSIS AND CLASSIFICATION OF DATA BASED ON THE LEVEL OF CONFIDENTIALITY USING MACHINE INTELLIGENCE.))

View Abstract ([https://www.journalijar.com/article/29992/cdr-\(confidential-data-recognition\)-bot.analysis-and-classification-of-data-based-on-the-level-of-confidentiality-using-machine-intelligence.](https://www.journalijar.com/article/29992/cdr-(confidential-data-recognition)-bot.analysis-and-classification-of-data-based-on-the-level-of-confidentiality-using-machine-intelligence.))

No. of Downloads: 10 | No. of Views: 43

LARVICIDAL EFFICACY OF FRACTIONATED ESSENTIAL OILS OF TAGETES MINUTA, OCIMUM KILIMANDSCHARICUM, AND ARTEMISIA AFRA AGAINST ANOPHELES GAMBIAE S.S. (<https://www.journalijar.com/article/29779/larvicidal-efficacy-of-fractionated-essential-oils-of-tagetes-minuta,-ocimum-kilimandscharicum,-and-artemisia-afra-against-anopheles-gambiae-s.s.>)

Christopher Ongau Misire, Moses Mwajar Ngeiywa and Frederick Muyoma Wanjala.

crossref DOI: 10.21474/IJAR01/9810

crossref DOI URL: <http://dx.doi.org/10.21474/IJAR01/9810> (<http://dx.doi.org/10.21474/IJAR01/9810>)

Crossref (<http://search.crossref.org/?q=10.21474/IJAR01/9810>)

Thomson Reuter's
Research ID
(<https://publons.com/put>)

Download PDF (https://www.journalijar.com/uploads/774_IJAR-29037.pdf)

Google (<https://www.google.co.in/#q=LARVICIDAL EFFICACY OF FRACTIONATED ESSENTIAL OILS OF TAGETES MINUTA, OCIMUM KILIMANDSCHARICUM, AND ARTEMISIA AFRA AGAINST ANOPHELES GAMBIAE S.S.>)

View Abstract (<https://www.journalijar.com/article/29779/larvicidal-efficacy-of-fractionated-essential-oils-of-tagetes-minuta,-ocimum-kilimandscharicum,-and-artemisia-afra-against-anopheles-gambiae-s.s.>)

No. of Downloads: 12 | No. of Views: 32

DESIGN AND IMPLEMENTATION OF FEEDBACK CONTROL SYSTEM FOR 6-DOF STEWART PLATFORM.
(<https://www.journalijar.com/article/29657/design-and-implementation-of-feedback-control-system-for-6-dof-stewart-platform.>)

Gopiya Naik S, Manojgowda S.P and Kishor G.

crossref DOI: 10.21474/IJAR01/9802

crossref DOI URL: <http://dx.doi.org/10.21474/IJAR01/9802> (<http://dx.doi.org/10.21474/IJAR01/9802>)

Crossref (<http://search.crossref.org/?q=10.21474/IJAR01/9802>)

Thomson Reuter's
Research ID
(<https://publons.com/put>)

Download PDF (https://www.journalijar.com/uploads/461_IJAR-28915.pdf)

Google (<https://www.google.co.in/#q=DESIGN AND IMPLEMENTATION OF FEEDBACK CONTROL SYSTEM FOR 6-DOF STEWART PLATFORM.>)

View Abstract (<https://www.journalijar.com/article/29657/design-and-implementation-of-feedback-control-system-for-6-dof-stewart-platform.>)

No. of Downloads: 18 | No. of Views: 45

FACE AND TRUNK EDEMA IN ONCOLOGY ; ALWAYS PERFORM AN CHEST CT SCAN.
(<https://www.journalijar.com/article/29871/face-and-trunk-edema-in-oncology-;-always-perform-an-chest-ct-scan.>)

Oussama Ssouni , Smiti Yassine, Achraf Mouden , Abdelilah Ghannam , Brahim El Ahmadi and Zakaria Belkhadir.

crossref DOI: 10.21474/IJAR01/9851

crossref DOI URL: <http://dx.doi.org/10.21474/IJAR01/9851> (<http://dx.doi.org/10.21474/IJAR01/9851>)

Crossref (<http://search.crossref.org/?q=10.21474/IJAR01/9851>)

Thomson Reuter's
Research ID
(<https://publons.com/put>)

Download PDF (https://www.journalijar.com/uploads/648_IJAR-29117.pdf)

Google (<https://www.google.co.in/#q=FACE AND TRUNK EDEMA IN ONCOLOGY ; ALWAYS PERFORM AN CHEST CT SCAN.>)

View Abstract (<https://www.journalijar.com/article/29871/face-and-trunk-edema-in-oncology-;-always-perform-an-chest-ct-scan.>)

No. of Downloads: 23 | No. of Views: 251

NUTRITIVE EVALUATION OF CORN STRAW FERMENTED BY TRICHODERMA VIRIDE AS CROSS BREED CHICKEN FEED STUFF IN GORONTALO REGENCY. (<https://www.journalijar.com/article/29699/nutritive-evaluation-of-corn-straw-fermented-by-trichoderma-viride-as-cross-breed-chicken-feed-stuff-in-gorontalo-regency.>)

Ellen j. Saleh, Suyadi, Irfan junaidi and Eko widodo.

crossref DOI: 10.21474/IJAR01/9878

crossref DOI URL: <http://dx.doi.org/10.21474/IJAR01/9878> (<http://dx.doi.org/10.21474/IJAR01/9878>)

[Search in Crossref \(http://search.crossref.org/?q=10.21474/IJAR01/9878\)](http://search.crossref.org/?q=10.21474/IJAR01/9878)

[Search in Google \(https://www.google.co.in/#q=NUTRITIVE EVALUATION OF CORN STRAW FERMENTED BY TRICHODERMA VIRIDE AS CROSS BREED CHICKEN FEED STUFF IN GORONTALO REGENCY.\)](https://www.google.co.in/#q=NUTRITIVE EVALUATION OF CORN STRAW FERMENTED BY TRICHODERMA VIRIDE AS CROSS BREED CHICKEN FEED STUFF IN GORONTALO REGENCY.)

[Download PDF \(http://www.journalijar.com/uploads/266_IJAR-28952.pdf\)](http://www.journalijar.com/uploads/266_IJAR-28952.pdf)

No. of Downloads: 7 | No. of Views: 21

[Home \(https://www.journalijar.com/\)](https://www.journalijar.com/) | [Covering Letter Template \(http://journalijar.com/wp-content/uploads/2014/01/covering_letter1.docx\)](http://journalijar.com/wp-content/uploads/2014/01/covering_letter1.docx)
| [Article Template \(http://www.journalijar.com/wp-content/uploads/2016/08/Template-IJAR.docx\)](http://www.journalijar.com/wp-content/uploads/2016/08/Template-IJAR.docx)
| [Cover Page of Journal \(http://journalijar.com/cover-page\)](http://journalijar.com/cover-page)
| [Online Thesis Form \(http://journalijar.com/wp-content/uploads/2014/05/Online-Thesis-Form.docx\)](http://journalijar.com/wp-content/uploads/2014/05/Online-Thesis-Form.docx)
| [Contact Us \(https://www.journalijar.com/contact-us/\)](https://www.journalijar.com/contact-us/)

© 2012 | All Rights Reserved





Journal Homepage: - www.journalijar.com
**INTERNATIONAL JOURNAL OF
 ADVANCED RESEARCH (IJAR)**

Article DOI: 10.21474/IJAR01/9878
 DOI URL: <http://dx.doi.org/10.21474/IJAR01/9878>



RESEARCH ARTICLE

NUTRITIVE EVALUATION OF CORN STRAW FERMENTED BY *TRICHODERMA VIRIDE* AS CROSS BREED CHICKEN FEED STUFF IN GORONTALO REGENCY.

Ellen j. Saleh¹, Suyadi², Irfan junaidi² and Eko widodo².

1. Postgraduate student of animal science, brawijaya university.
2. Lecturer of animal science, brawijaya university.

Manuscript Info

Manuscript History

Received: 12 August 2019

Final Accepted: 14 September 2019

Published: October 2019

Key words:-

fermentation, corn straw, nutrient content, *Trichoderma viride*.

Abstract

This study aims to evaluate the nutritional content of corn straw through BK, BO, PK, SK, LK, ash, BETN, cellulose, hemicellulose and lignin and select the fermented corn straw with *Trichoderma viride* as the best feed ingredients. Corn straw (leaves) obtained from local farmers to be fermented chopped with a size of \pm 1-3 cm as much as 1 kg then sprayed with water to 55-60% humidity, then sprinkled with 7% *Trichoderma viride* inoculum until evenly distributed. Furthermore, corn straw was put into a plastic bag that is given small holes and then incubated for 1, 2 and 3 weeks. After the plastic is opened, samples are taken to analyze the nutrient content. This study used a completely randomized design (CRD) with four treatments and four replications. The four treatments are R0 = unfermented corn straw; R1 = fermented corn straw with an incubation period of 1 week; R2 = fermented corn straw with an incubation period of 2 weeks; R3 = fermented corn straw with an incubation period of 3 weeks. Variables measured were dry matter (BK), organic matter (BO), crude protein (PK), crude fiber (SK), crude fat (LK), ash, BETN, cellulose, hemicellulose and lignin. The results showed that the fermentation of corn straw in treatment R2, which named the fermentation of corn straw with an incubation period of 2 weeks showed the best nutritional quality compared to other treatments. Corn straw in Gorontalo regency after fermentation has better nutritional content and can be used in the formulation of cross breed chicken rations.

Copy Right, IJAR, 2019,. All rights reserved.

Introduction:-

The production of corn waste every year continues to increase quite significantly along with the increase in production of these agricultural crops. With the availability of corn straw is potential and provides opportunities to be used as animal feed. Gorontalo Regency BPS data (2017) shows that corn production in 2016 produced 307,000 tons of dry shelled rose to 478,786 tons in 2017 which increase 50%. Corn planting area reaches 107,000 hectares. The potential of this large amount of corn straw can be utilized as an alternative feed material, because the potential of local feed ingredients has the prospect of high availability at a relatively cheap price. But the composition of the food substances it contains can compete with conventional feed ingredients. On the other hand conventional feed is faced with dependence on imported raw materials. Limitations of conventional feed sources can be overcome by using feed ingredients based on by products produced by corn.

Corresponding Author:-Ellen j. Saleh.

Address:-Postgraduate student of animal science, brawijaya university.

It is the time for the development of cross breed chicken in Gorontalo regency to be integrated with existing food sources in the area, so efforts should be made to utilize agricultural waste. Agricultural food waste such as corn straw, peanut straw, rice straw and etc. are quite abundant (BPS of Gorontalo Regency, 2017).

Corn straw is an alternative feed ingredient that can be given to super native chickens. Availability and limitations in the use of alternative feed raw materials are less guaranteed, the crude fiber content is quite high. This is caused by a lignification that is the formation of complex compounds called *lignocellulose* and *lignohemicellulose* (Suparjo, 2010). Corn straw has 6.38% crude protein content, 30.19% crude fiber, 2.81% crude fat, 51.69% BETN, 8.94% ash and 53.12% TDN content (Bahar, 2016)). According to Oseni and Esperigin (2007) the nutritional content of corn straw is crude protein 5.51%, crude fiber 35.72%, crude fat 6.04% and ash 1.82%, while according to the results of the laboratory analysis of Animal Food Chemistry, Faculty of Animal Husbandry, Hasanuddin University of Makassar (2017) for 90-day-old corn straw has a content for crude protein 6.53% crude fiber 34.08%, crude fat 1.68%, BETN 45.05%, ash 12.66%. Based on the analysis of these nutrients, corn straw can be used as a basic ingredient in poultry ration formulations.

Corn straw contains cellulose and hemicellulose which is quite high. The high cellulose content has the potential to be used as raw material for animal feed. However, like other raw materials containing lignocellulose, the use of corn straw requires treatment to release the bonds between the components of lignocellulose. One way to do this is by biological means by utilizing molds that produce cellulose enzymes, converting cellulose into simple sugars such as glucose (Chetan et al., 2014). The use of corn straw directly or as feed cannot meet the intake in accordance with the needs of livestock. Increasing the production and quality of super chicken meat will be done by providing feed with the addition of corn straw which has been fermented beforehand with the help of microorganisms. It is expected that this fermentation is an alternative to increase the optimal nutritional value and organic matter from corn straw.

This research uses *Trichoderma viride*. The use of mold was based on several studies including *Trichoderma viride* able to hydrolyze cellulose to simple sugar (glucose) by 12% on rice straw substrate after fermentation for 6 days (Sari Mustika et al., 2008). In addition *Trichoderma viride* is a member of the *Trichoderma* genus which produces extracellular enzymes in high amounts so that it is widely applied in biotechnology (Gupta et al., 2014). With the advantages of these molds, in this study the use of molds was tested on corn straw.

Based on these reasons, research will be conducted on the use of *Trichoderma viride* in improving the quality of corn straw into products that have added value as raw material for animal feed. Thus the information data on the nutritional content of corn straw as feed raw material can be used as a reference in planning the development of cross breed chickens in Gorontalo regency by utilizing corn waste and coping with increased production by efficient feed costs.

Research purposes:-

This study aims to evaluate the nutritional content of corn straw through BK, BO, PK, SK, LK, ash, BETN, cellulose, hemicellulose and lignin and select the fermented corn straw with *Trichoderma viride* as the best feed ingredients.

Research Methods:-

Materials and methods:-

The materials used in the corn straw fermentation are; corn straw, *Trichoderma viride* mold. While the tools used are chopper for cutting straw, tarpaulin for mixing straw, plastic bags as straw wrappers.

Place and Duration of Research:-

This research was conducted in the laboratory of animal husbandry at the Faculty of Agriculture, Gorontalo State University for 3 weeks.

Making fermented corn straw:-

Corn straw (leaves) obtained from local farmers that will be fermented is chopped with a size of \pm 1-3 cm as much as 1 kg then sprayed with water to 55-60% humidity, then sprinkled 7% (Rizal et al., 2012) inoculum fungi *Trichoderma viride* until evenly distributed. Then put in a plastic bag that was given small holes and then incubated for 1, 2 and 3 weeks. After enough time the plastic is opened, samples are taken for laboratory analysis.

Experimental design:-

The design used in this study was a completely randomized design (CRD) with 4 treatments and 4 replications, so that there were 16 experimental units. The four treatments were R0 = unfermented corn straw; R1 = fermented corn straw with an incubation period of 1 week; R2 = fermented corn straw with an incubation period of 2 weeks; R3 = fermented corn straw with an incubation period of 3 weeks.

Observed variables:-

The variables observed in this study were dry matter (BK), organic matter (BO), crude protein (PK), crude fiber (SK), crude fat (LK), ash, BETN, cellulose, hemicellulose and lignin.

Statistical analysis:-

Data obtained in this study were analyzed using variance, if there were significant differences in the mean values of the treatment followed by the Duncan test (Steel and Torrie 1997).

Research Result And Discussion:-**The content of BK, BO, PK, LK, SK, Ash and BETN fermented corn straw:-**

Table 1:- Content of Dried Ingredients (BK), Organic Ingredients (BO), Crude Protein (PK), Crude Fat (LK), Crude Fiber (SK), Ash and BETN fermented corn straw *Trichoderma viride* with different incubation times

Variable	Treatment ¹⁾			
	RO	R1	R2	R3
(BK) (%)	88.49±0.14 ^a	86.46±0.33 ^b	79.49±0.11 ^d	85.36±0.16 ^c
(BO) (%)	74.75±1.42 ^a	69.84±0.61 ^b	60.02±0.49 ^d	68.30±0.30 ^c
(PK) (%)	11.32±0.25 ^b	10.28±0.27 ^c	12.63±0.60 ^a	10.84±0.35 ^{bc}
(LK) (%)	1.95±0.12 ^b	2.50±0.04 ^a	2.78±0.09 ^a	2.09±0.39 ^b
(SK) (%)	29.12±0.47 ^a	27.03±0.44 ^b	24.17±0.65 ^d	25.12±0.08 ^c
Ash (%)	14.52±0.20 ^c	16.62±0.33 ^b	19.47±0.59 ^a	17.06±0.14 ^b
BETN (%)	43.12±0.88 ^b	43.58±0.80 ^b	40.95±0.49 ^c	44.90±0.23 ^a

Details :

1. R0 = ration without fermentation treatment; R1 = rations treated with fermented straw treated incubated for 1 week; R2 = ration with fermented straw treatment incubated for 2 weeks; R3 = rations with fermented straw treatment incubated for 3 weeks;
2. Different letters on the same line show very significant differences (P <0.01)

Corn straw fermentation using *trichoderma viride* with an incubation period of 2 weeks tends to reduce dry matter (table 1). The dry matter in P2 treatment was 79.49% and significantly lower compared to the P0, P1 and P3 treatments respectively 88.49%, 86.46%, and 85.36%. The content of dry matter in feed ingredients without treatment (R0) is 88.49% and significantly higher compared to treatments P1, P2 and P3 due to the treatment of R0 without inoculants, there are no microorganisms that degrade so dry matter tends to be higher. Duncan's test showed that in P2 treatment with a 2-week incubation duration the dry matter content was significantly lower than the incubation period of 1 week and 3 weeks. Ginting and Krisnan (2006) state that the decrease in dry matter content indicates that the fermentation process has been going well. The fermentation process occurs through a series of biochemical reactions that convert dry matter into energy (heat), water molecules (H₂O) and CO₂, this process causes a decrease in the level of dry matter substrate used. At the time of fermentation there are microorganisms that degrade dry matter so that dry matter tends to be lower. Syahrir et al. (2014) states that the reduction of dry matter after fermentation (grams) with dry matter before fermentation (grams) is caused by the fermentation process which has the effect of decomposition or addition of nutrients in the fermentation media. The decrease in dry matter in P2 is thought to be caused by *Trichoderma viride* starting to synthesize the decomposing enzyme, cellulose which will overhaul the cellulose in the product. Besides the decrease in dry matter after fermentation is caused during the fermentation process also takes place a respiration process, where in this process besides producing energy also produced water and CO₂. Partially produced water will be left in the product and partly out of the product. Water left behind is what will cause the water content to be high and dry ingredients tend to be low.

The results of analysis of variance showed that corn straw inoculated with *Trichoderma viride* with different curing times showed very significant differences ($P < 0.01$) to the organic matter of corn straw. The Duncan test shows that the organic matter content in the P0 treatment was higher than the other treatments. P1 treatment was higher than P3 treatment, P3 treatment was higher than P2 treatment (table 1). This decrease in organic material during the incubation period of 2 weeks is probably caused by the activity of microorganisms contained in straw so that the fermentation process causes the breakdown of complex compounds to be simple and makes it easier for microorganisms to digest organic matter and fermentation results such as fatty acids and alcohol that are lost during fermentation which is due to the heat generated. Wilkinson, (1988) states that the fermentation process can affect changes in nutritional value, namely carbohydrates can be converted into alcohol, organic acids, water and carbon dioxide. This follows the tendency that if the dry matter content is high then the organic material is also high and vice versa if the dry matter content is low then the organic material content also decreases. Organic matter is part of dry matter, so the higher the consumption of dry matter, the consumption of organic material tends to increase. Tilman et al. (1998) states that organic matter is the largest portion of dry matter, so increasing dry matter increases organic matter.

Table 1 shows that in the P2 treatment the average crude protein was higher and significantly different ($P < 0.01$). The treatment of corn straw fermentation with *Trichoderma viride* inoculant was significantly ($P < 0.01$) affected crude protein content. Before fermentation, the protein content of cornstarch leaves was 11.32% and after fermentation there was an increase in P2 treatment for a 2-week ripening period of 12.63%. The Duncan test results showed that the treatment that produced the highest crude protein content was in P2 treatment. The P0 treatment is the same as the P3 treatment, P3 treatment is the same as the P0 treatment (table 1). The increase in crude protein content in the incubation period of 2 weeks is likely caused by the formation of fermentation products or due to microbial growth in the fermentation media, resulting in an increase in *Trichoderma* cell mass as a result of microbial biomass will increase. Increased microbial biomass will increase the nutrient content, especially protein derived from microbial biomass. This is in line with the statement of Ginting and Krisnan (2006) that to achieve the highest protein content, *Trichoderma viride* requires an incubation period of 15 days. Hartadi et al (1984) stated that the development of *Trichoderma* will form mycelium by utilizing NH_3 and carbon substrate sources, so that it will automatically increase protein levels in line with the increase in storage time in the biodegradation process. The research results of Ahmad et al. (2015) using *Trichoderma* sp. in oil palm fronds that in the fermentation process there is a tendency for an increase in crude protein levels ranging from 0-12 week long storage.

The P2 treatment showed the highest crude fat content ($P < 0.01$) higher than the other treatments (table 1). The Duncan test showed that the P1 treatment was the same as P2 but there was a tendency for an increase in the crude fat content of corn straw at 2 weeks incubation time. This is due to the incubation duration of 2 weeks, the ability of *Trichoderma viride* fungi can break down the fat used as nutrition in its growth. The degradation process occurs in organic matter which is utilized by bacteria to form fat so that the crude fat content in the fermented corn straw increases. Irma et al (2012) research results that *Trichoderma viride* fermentation in corn flour has an increase in fat which is suspected because mold can convert carbohydrates in the media / substrate into fat which is then accumulated as cell fat. Soeparno (2009) states that in the fermentation process bacterial activity can produce high fatty acids so that the fat content produced tends to increase.

The crude fiber content decreased at P2 treatment that was 24.15%. Compared to P0 29.12%, P1 27.03% and P3 by 25.12% (table 1). This indicates that at 2 weeks incubation there was high competition by microbes in utilizing crude fiber substrate for microbial metabolic processes. Microbes will break down crude fibers when the microbes already produce enzymes by utilizing nutrients contained in the substrate. Narasimha, (2006) states that with increasing fermentation time the enzyme activity will increase following the growth patterns of microorganisms that experience several growth phases, namely the adaptation phase, exponential phase, stationary phase, and death phase. This can be suspected when the enzyme activity produced is high, then mold has been in that phase. The results of Ginting and Krisnan's research (2006) on palm kernel cake fermentation using several *Trichoderma* strains decreased crude fiber content ($P < 0.05$), and the lowest fermentation time was 6-15 days and an increase in crude fiber fermentation time above 15 day. The longer incubation period causes an increase in the crude fiber content in the substrate. This is thought to be caused by a decrease in the water content of the substrate, so that the coarse fiber is more concentrated. Therefore, the incubation period of 2 weeks can be considered as the optimal incubation period.

The highest ash content in the 2-week incubation treatment was 19.47% while the P0, P1 and P3 treatments were respectively 14.52%, 16.62%, and 17.06% very significantly ($P < 0.01$) lower. Ash content increased during the incubation period of 2 weeks, this is due to the loss of organic matter in the fermentation of 2 weeks. This is supported by the statement of Omer et.al. (2012) that maize straw inoculated with *Trichoderma reesei* increased crude protein and ash content while NDF, ADF, ADL and hemicellulose content decreased.

The BETN content of fermented corn straw decreased in the P2 treatment for 2 weeks incubation period. In this study the increase in protein in the treatment of the 2-week incubation period was followed by a decrease in BETN and crude fiber. Moore's (2003) statement that carbohydrates (BETN and crude fiber) contained in food is used by molds as an energy source for growth so that the BETN content decreases. Oboh, 2006 states that in its growth molds are able to hydrolyze starch to glucose as a carbon source for growth.

Ingredients Cellulose, Hemicellulose and Lignin Fermented Corn Straw

Table 2:-Cellulose, Hemicellulose and Lignin content of Fermented Corn straw

Variable	Treatment ¹⁾			
	RO	R1	R2	R3
Cellulose (%)	32,96 ^b	32,93 ^b	32,48 ^b	34,55 ^a
Hemicellulose (%)	22,59 ^a	15,30 ^b	11,78 ^c	12,27 ^c
Lignin (%)	10,60 ^a	11,15 ^a	8,57 ^b	10,55 ^a

Details:

1. RO = ration without fermentation treatment; R1 = rations treated with fermented straw treated incubated for 1 week; R2 = ration with fermented straw treatment incubated for 2 weeks; R3 = rations with fermented straw treatment incubated for 3 weeks;
2. Different letters on the same line show significant differences ($P < 0.05$)

Table 2 shows that the cellulose content of maize straw fermented by *Trichoderma viride* between treatments showed significant differences ($P < 0.05$) ranging from 32.48% - 34.55%. In P2 treatment, the cellulose content was lower compared to other treatments, namely 32.48%, followed by P1 (32.93%), P0 (32.97%), and P3 (34.55%). P2 treatment (with 2 weeks fermentation time) showed the lowest cellulose content compared to other treatments. The low cellulose content is caused by the presence of fiber digesting enzymes. Fiber digestive enzymes function to degrade coarse fiber during the fermentation process. This is supported by Wiharsono, et al (2005) who states that the cellulose enzyme is one of the enzymes produced by microorganisms that function to degrade cellulose to glucose. Tribak et al., (2002) state that the superiority of *Trichoderma viride* molds in addition to producing cellulose enzymes also produces xyloglucolytic enzymes, where this enzyme makes it easier for cellulose to break down cellulose.

The content of hemicellulose fermented corn straw *Trichoderma viride* with different curing times based on analysis of diversity from the research data showed very significant differences ($P < 0.01$). Curing duration of 2 weeks (P2) shows a low hemicellulose content of 11, 78% followed by P3 treatment (curing duration of 3 weeks) 12.27% then P1 (duration of curing for 1 week) 15.30% then P0 (without treatment) 22.59%. Changes in hemicellulose content can occur during the fermentation process due to the presence of fiber digesting enzymes. The longer the fermentation time the hemicellulose degradation rate is getting faster. The fermentation time of 2 weeks was significantly different ($P < 0.01$) with the fermentation time of 1 and 3 weeks for the degradation rate of hemicellulose corn straw. The high degradation rate at the 2-week fermentation treatment was also partly due to the low lignin content. Omer et.al. (2012) states that corn straw inoculated with *Trichoderma reesei* can reduce the content of NDF, ADF, ADL and hemicellulose. Furthermore, Reksohadiprodjo (1988) added that the low content of hemicellulose was caused by hemicellulose being broken down into pentose sugar during the fermentation process. The split hemicellulose causes the hemicellulose content after fermentation to decrease. Hemicellulose is a constituent of cell walls which has a low solubility level (Broz and Ward, 2007).

The results of the average fermented corn straw lignin content using *Trichoderma viride* mold can be seen in table 2. The fermentation time of 1, 2 and 3 weeks showed a significant difference ($P > 0.05$). Incubation time of 2 weeks produces low lignin content. This is closely related to the time spent by molds for growth and propagation. With the long fermentation time means mold continues to grow and reproduce until the stationary phase is reached. Molds during growth and development are thought to keep using soluble components while cell walls continue to

accumulate in the product. The difference in lignin content in the difference in incubation time has to do with the time spent by molds for growth and propagation. Extending the fermentation time means that mold continues to grow and multiply and produce fiber-breaking enzymes, namely cellulose enzymes so that the lignin content is lower. Decrease in fiber fraction in fermented corn straw is caused by increased activity of cellulose enzymes produced by molds in remodel, degrade, loosen and break lignocellulose and lignohemicellulose bonds. This shows that the activity of cellulose enzymes that degrade cellulose is highest at the incubation period of 2 weeks.

Conclusions:-

1. Corn straw fermentation using *Trichoderma viride* mold with 2 weeks incubation time showed the highest nutrient content compared to other treatments.
2. Corn straw in Gorontalo regency after fermentation has better nutritional content and can be used in the formulation of super native chicken rations

Suggestion:-

Further research is needed to determine the effect of fermented corn straw on the quality and quantity of super native chicken production.

Acknowledge:-

Our gratitude goes to Prof. Dr. Sc.Agr. Ir. Suyadi, MS, Dr. Ir. Irfan H. Djunaidi, M.Sc., and Dr. Ir. Eko Widodo, M.Agr.Sc., M.Sc. who have provided many suggestions in conducting research and compilation of scientific papers, as well as the Makassar Animal Husbandry Food Laboratory and who have assisted in the implementation of data analysis.

Bibliography:-

1. Achmad Jaelani, Neni Widaningsih dan Eko Mondarto. 2015. Pengaruh Lama Penyimpanan Hasil Fermentasi Pelepeh Sawit Oleh *Trichoderma* sp Terhadap Derajat Keasaman (pH), Kandungan Protein Kasar Dan Serat Kasar. *Ziraa'ah*. Vol. 40 (3): 232-240
2. BPS Kabupaten Gorontalo. 2017. Kabupaten Gorontalo Dalam Angka 2017.
3. Broz. J. dan Ward. N.E., 2007. The Role of Vitamins and Feed Enzymes in Combating Metabolic Challenges and Disorders. *J. Appl. Poultry. Res.* 16: 150-159.
4. Chetan, A. M., Harinikumar, K.M., Bhavani, P., Manoj Kumar, H. B., & Madhu, T. (2014). Isolation and Molecular Characterization of Cellulolytic fungi used for conversion of sugarcane biomass for bioethanol production. *Recent Advances in Bioenergy Research*. 3: 110 -120
5. Ginting, S.P dan Krisnan R., 2006. Pengaruh Fermentasi Menggunakan Beberapa Strain *Trichoderma* Dan Masa Inkubasi Berbeda Terhadap Komposisi Kimiawi Bungkil Inti Sawit. Seminar Nasional Teknologi Peternakan dan Veteriner
6. Gupta, V.K., SchMoll, M., Herrera-Estrella, A., Upadhyay, R.S., Druzhinina, I., & Tuohy, M.G. 2014. *Biotechnology and biology of Trichoderma* (p. 527). Amsterdam, Netherlands: Elsevier B.V.
7. Harman, G.E., C. R. Howell., A. Viterbo., I. Chet, and M. Lorito. 2004. *Trichoderma* species opportunistic, avirulent plant symbionts. *Nature Reviews Microbiology*. 2: 43 - 56
8. Hartadi. H, Soejono. M, dan Aerubi, M. B. 1984. Penggunaan *Pleurotus* sp. Untuk Meningkatkan Kualitas Jerami Padi Sebagai Pakan Ruminansia. LKN-LIPI. Bandung.
9. Laboratorium Kimia Nutrisi dan Makanan Ternak 2017. Hasil Analisis Bahan. Jurusan Nutrisi Dan Makanan Ternak. Fakultas Peternakan Universitas Hasanuddin. Makassar.
10. Melati. I, Mulyasari, Azwar. Z.I, 2012. Pengaruh Fermentasi Menggunakan *Trichoderma viride* Dan *Phanerochaete chrysosporium* Serta Gabungan Keduanya Terhadap Komposisi Nutrien Tepung Jagung Sebagai Bahan Baku Pakan Ikan. *Ris. Akuakultur* Vol. 7 (1): 41-47.
11. Mulyasari & Melati, I. 2011. Perbandingan nutrien tepung jagung hasil fermentasi menggunakan *Trichoderma reesei* dan *Rhizopus oligosporus* sebagai bahan baku pakan ikan. *Prosiding Seminar Nasional Tahunan VIII Hasil Penelitian Perikanan dan Kelautan, UGM*: 559-603.
12. Mustika Sari. I, Noverita dan Yulneriwarni. 2008. Pemanfaatan Jerami Padi dan Alang-Alang dalam fermentasi Etanol menggunakan kapang *Trichoderma viride* dan Khamir *Saccharomyces cerevisiae*. *Vis. Vitalis*. Vol 1 (2): 55 – 62

13. Narasimha. G, Sridevi A. Buddolia Viswanath, Subbosh Chandra M., Rajashekar, Reddy B. 2006. Nutrient Effects on Production of Cellulolytic Enzymes by *Aspergillus niger*. African Journal of Biotechnology Vol. 5 (5): 472-476.
14. Oboh, G. 2006. Nutrient enrichment of cassava peels using a mixed culture of *Saccharomyces cerevisiae* and *Lactobacillus* spp. solid media fermentation techniques. Electronic J. of Biotechnology. Vol 9 (1) 46-49. Biochemistry Department. Federal University of Technology P.M.B. 704 Akure, Ondo Nigeria.
15. Omer, H.A., F. A. F. Ali, S. M. Gad 2012. Replacement Clover Hay by Biological Treated Corn Stalk in Growing Sheep Ration. Journal of Agricultural Science. 4(2): 257-268
16. Oseni, O.A., dan M. Esperigin 2007. Studies on biochemical change in maize wastes fermented with *Aspergillusniger*. Biochemistry 19 (2) 75-79. Biology Depart. Federal University of Technology PMS 704 Akare Nigeria.
17. Reksohadiprodjo, 1988. Pakan Ternak Gembala. BPFE, Yogyakarta.
18. Rizal Y., Maria Endo Mahata, Indra Joli and Guayao Wu. 2012. Improving the nutrient quality of juice Wastes Mixture through fermentation by using *Trichoderma viride* for Poultry diet. Pakistan Journal of Nutrition. Vol 11: 203 – 207.
19. Soeparno. 2009. Ilmu dan Teknologi Daging. Cetakan Kelima. Gadjah Mada University Press, Yogyakarta.
20. Steel R.G.D. and J.H. Torrie and D.A. Dickey., 1997. Principles and Procedures of Statistics: biometrical approach 3rd Edition. McGraw-hill. Book.
21. Suparjo. 2010. Analisis Bahan Pakan Secara Kimiawai: Analisis Proksimat dan Analisis Serat. Fakultas Peternakan Universitas Jambi. Jambi.
22. Syahrir, S., S. Rasjid, Mide dan Harfiah. 2014. Perubahan terhadap Kadar Air, Berat Segar Dan Berat Kering Silase Pakan Lengkap Berbahan Dasar Jerami Padi Dan Biomassa Murbei. Buletin Nutrisi dan Makanan Ternak, Vol. 10 (1): 19-24
23. Syamsu Bahar, 2016. Teknologi Pengolahan Jerami Jagung Untuk Pakan Ternak Ruminansia. Buletin Pertanian Perkotaan, Vol.6 (2).
24. Tillman, A. D., H. Hartadi, S. Reksohadiprodjo, S. Prawirokusumo dan S. Lebdoesoekojo. 1998. Ilmu Makanan Ternak Dasar. Cetakan keenam. Gadjah Mada University Press. Yogyakarta.
25. Tribak, M., J.A. Ocampo, I. Garcia-Romera. 2002. Production of xyloglucanolytic enzymes by *Trichoderma viride*, *Paecilomycesfannosus*, *Wardomyces inflatus*, and *Pleurotus ostreatus* Mycologia. 3: 404-410
26. Wiharsono, Adi, Anita Wahyuni, Retnoningtyas, Ery Susiani. 2005 2005. Produksi Enzim Selulase dari Tandan Pisang dengan Metode Fermentasi Substrat Padat. Widya Teknik. 4 (2): 43 - 46
27. Wilkinson, J.M. 1988. The Feed Value Of By Products and Wastes in: Food Science Edited By: E.R. Orskov Rowett Research Institued, Greenburn, Aberdeen Ab2 9 SB, Scotland.