

ISSN: 2005-4238

**International Journal of
Advanced Science
and Technology**

IJAST

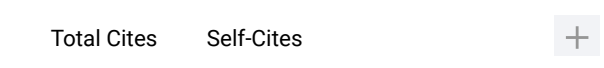
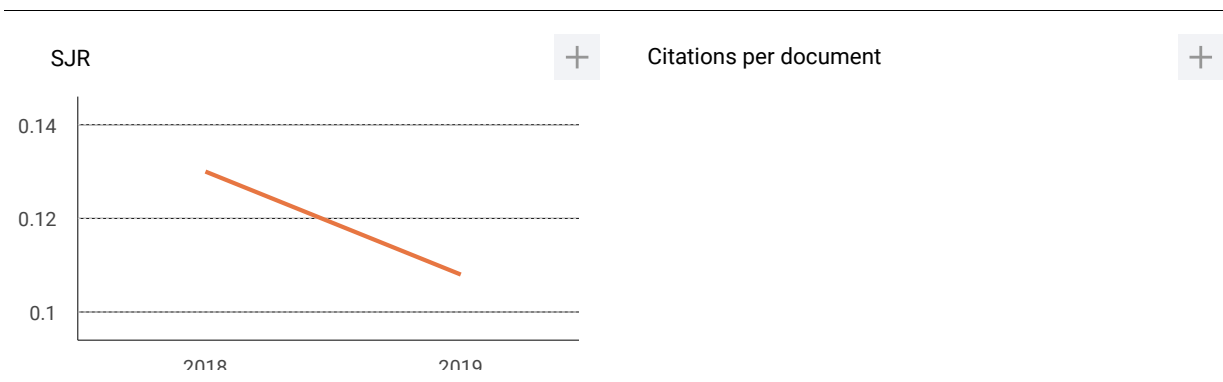
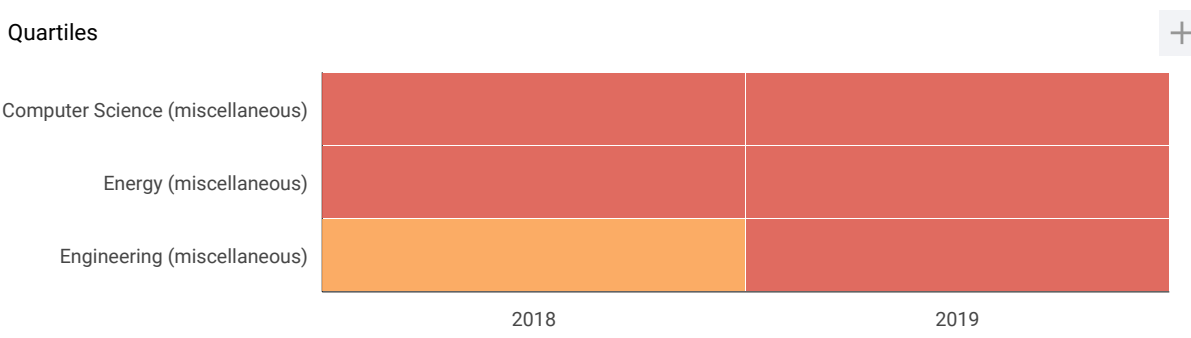
Science & Engineering
Research Support soCietY

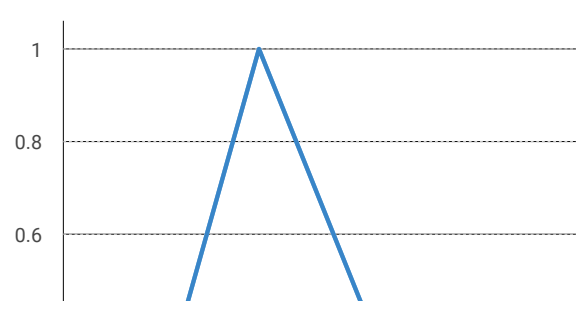
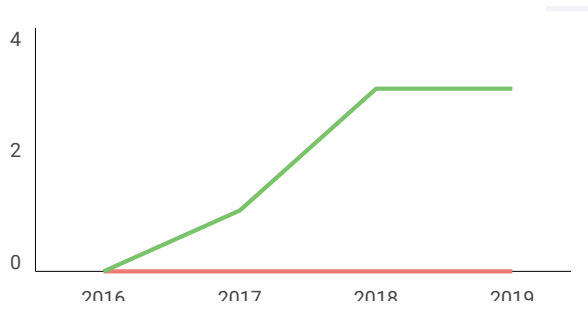




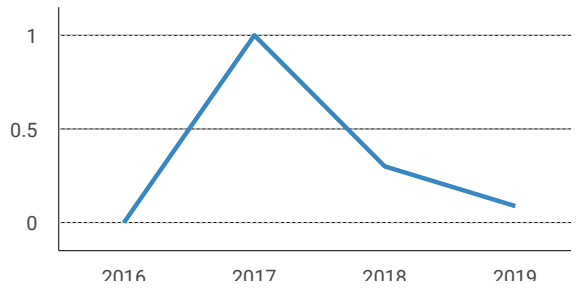
International Journal of Advanced Science and Technology

Country	Australia - SIR Ranking of Australia	3 H Index
Subject Area and Category	Computer Science Computer Science (miscellaneous)	
	Energy Energy (miscellaneous)	
	Engineering Engineering (miscellaneous)	
Publisher	Science and Engineering Research Support Society	
Publication type	Journals	
ISSN	22076360, 20054238	
Coverage	2016-2020	
Scope	Information not localized	
	Join the conversation about this journal	

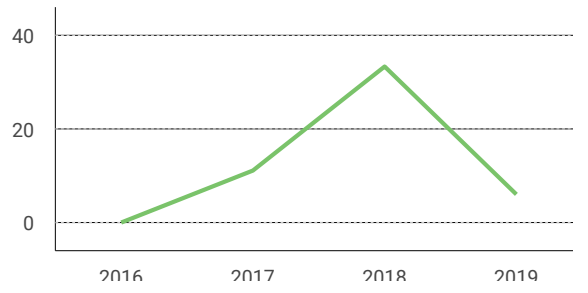




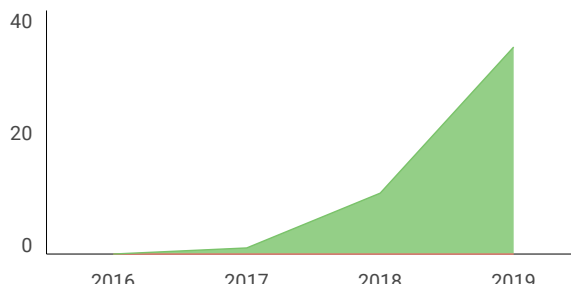
External Cites per Doc Cites per Doc +



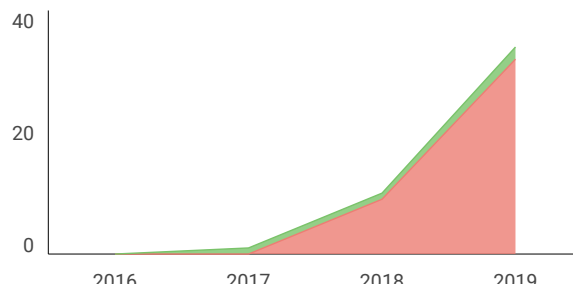
% International Collaboration +



Citable documents Non-citable documents +



Cited documents Uncited documents +



International Journal of Advanced Science and...

Q4 Computer Science (miscellaneous) best quartile

SJR 2019 0.11

powered by scimagojr.com

← Show this widget in your own website

Just copy the code below and paste within your html code:

```
<a href="https://www.scima
```



Loading comments...

International Journal of Advanced Science and Technology

[Home](#) [Editorial Board](#) [Journal Topics](#) [Archives](#) [About the Journal](#) [Submissions](#)

[Privacy Statement](#) [Contact](#)



Editor-in-Chief of the IJAST Journal:

Neal N. Xiong, School of Computer Science, Colorado Technical University, USA

General Information of IJAST

ISSN: 2005-4238 (Print)

ISSN: 2207-6360 (Online)

Publisher: Science and Engineering Research Support Society

Contact Information

SERSC Australia

Management Office: PO Box 5014, Sandy Bay TAS 7005, Australia

Email: ijast@sersc.org

Publication and Update

Last day of Every Month

Journal Paper Publication Policy

- The publication will not be an Open Access repository (Effective January 2017).
- A maximum of thirty-nine (39) papers will be included in every journal issue (effective April 2013).
- Multiple submission of the same paper on different journal submission will all be discarded (effective January 2017).
- Paper title, author and corresponding author(s) names should be the same to the submitted paper and on the submission system (effective January 2017).
- Each paper should only have one (1) corresponding author and cannot be changed (effective April 2013).
- If plagiarism problem was found, all authors including the corresponded authors cannot submit paper(s) to our journal for three years.
The paper will be removed even though it was already published, and this will be noticed on

the home page (effective April 2013).

- If double submission was found, all authors including the corresponded authors cannot submit paper(s) to our journal for three years.
The paper will be removed even though it was published, and this will be noticed on the home page (effective April 2013).
- Only paper(s) containing simulation, implementation, case study or other evidence of research advancement will be published.
Ideal paper can be published after the editorial board grants permission after reviewing the paper (effective April 2013).
- Papers from one country cannot exceed 60% in every journal issue; it will be based by the first authors' nationality (effective July 2014).
- Only one (1) paper from same author can be included in each issue regardless of role and order (effective July 2014).
- SERSC DOES NOT ALLOW ANY AGENTS FROM CHINA to act on our behalf in collecting papers for our journals. SERSC have standard procedures in publication of submitted papers.

Journal Aims

- IJAST aims to facilitate and support research related to control and automation technology and its applications.
- Our Journal provides a chance for academic and industry professionals to discuss recent progress in the area of control and automation.
- To bridge the gap of users who do not have access to major databases where one should pay for every downloaded article; this online publication platform is open to all readers as part of our commitment to global scientific society.

Abstracted/Indexed In

- EBSCO
- ProQuest
- ULRICH
- J-Gate
- OAJI

Current Issue

Vol. 29 No. 12s (2020)

Articles

A Study Of Organizational Supporting Factors For Acceptance Of Engagement In Technology-Enhanced Learning

Sweta Chauhan, Dr. Vishal Sagar, Dr. Tulika Chandra Ghildiyal

01 - 08



International Journal of Advanced Science and Technology

[Home](#) [Editorial Board](#) [Journal Topics](#) [Archives](#) [About the Journal](#) [Submissions](#)

[Privacy Statement](#) [Contact](#)


[Home](#) / [About the Journal](#)

About the Journal

SERSC is an international center for supporting distinguished scholars and students who are researching various areas of Science and Technology. SERSC wishes to provide good chances for academic and industry professionals to discuss recent progress in various areas of Science and Technology.

SERSC organizes many international conferences, symposia and workshops every year, and provides sponsor or technical support to researchers who wish to organize their own conferences and workshops.

SERSC also publishes high quality academic international journals in various areas of Science and Technology.



[Make a Submission](#)

International Journal of Advanced Science and Technology

[Home](#) [Editorial Board](#) [Journal Topics](#) [Archives](#) [About the Journal](#) [Submissions](#)


[Privacy Statement](#) [Contact](#)

[Home](#) / [Journal Topics](#)

Journal Topics

The topics covered by IJAST include the following:-

- Bio-science and Bio-technology
- Communication and Networking
- Computer Science and its Applications
- Control and Automation
- Database Theory and Application
- Grid and Distributed Computing
- Security Technology and Information Assurance
- Signal Processing, Image Processing and Pattern Recognition
- Software Engineering & Its Applications
- u and e Service, Science and Technology
- Ubiquitous Multimedia Computing
- etc.



International Journal of Advanced Science and Technology

[Home](#) [Editorial Board](#) [Journal Topics](#) [Archives](#) [About the Journal](#) [Submissions](#)

[Privacy Statement](#) [Contact](#)

[Home](#) / [Editorial Team](#)

Editorial Team


Editor-in-Chief of the IJAST Journal:

Neal N. Xiong, School of Computer Science, Colorado Technical University, USA

Editorial Board:

- Abdallah Mhamed, Institut National des Telecommunications, France
- Agustinus Borgy Waluyo, I2R, Singapore
- Akemi Galvez Tomida, University of Cantabria, Spain
- Alejandro Nieto, University of Santiago de Compostela, Spain
- Alfred Tan, Edith Cown University, Australia
- Andres Iglesias, University of Cantabria, Spain
- Bo Zhang, Rice University, USA
- Byungjoo Park, Hannam University, Korea
- Carlos Becker, Westphall Federal University of Santa Catarina, Brazil
- Chih-Heng Ke, Kinmen 892, Taiwan
- Chunbo Ma, Shanghai Jiao Tong University, China
- Debnath Bhattacharyya, Heritage Inst. of Technology, India
- Dhiman Barman, Juniper Networks, USA
- El-Sayed El-Alfy, KFUPM, Saudi Arabia
- Feki Mohamed Ali, I2R, Singapore
- Guandong Xu, Victoria University, Australia
- Haojin Zhu, University of Waterloo, Canada
- Jemal Abawajy, Deakin University, Australia
- Kaiqi Xiong, North Carolina State University, USA
- Longbing Cao, University of Technology, Australia
- Mafruz Zaman Ashrafi, I2R, Singapore
- Maricel Balitanas, University of San Agustin, Iloilo City, Philippines
- Mehnaz Tabassum, Daffodil International University, India

- Mohamed Hamdi, Carthage University, Tunisia
- Mohammad Faiz Liew Abdulla, Universiti Tun Hussein Onn Malaysia, UTHM, Malaysia
- Mohammad Nazmul Haque, The University of Newcastle, Australia
- Mohammed Khaja Nizamuddin, Deccan College Of Engineering & Technology, India
- N.Ch.Sriman Narayana Iyengar, VIT University, India
- Narjes Doggaz, Faculté des sciences Tunis, Tunisia
- Pawan Jindal, Jaypee University of Engineering and Technology, India
- Phuc V. Nguyen, Asian Institute of Technology and Management, Vietnam
- Prakash Veeraraghavan, La Trobe University, Australia
- Pramode Verma, The University of Oklahoma, USA
- Ravi Yadahalli, SDM College of Engineering & Technology, India
- Salman Abdul Moiz, Centre for Development of Advanced Computing, India
- Sasan Adibi, University of Waterloo, Canada
- SeongHan Shin, Research Center for Information Security, AIST, Japan
- Seong-Moo Yoo, University of Alabama-Huntsville, USA
- Seungjin Park, University of Southern Indiana, USA
- Shahaboddin Shamshirband, Islamic Azad University Branch Chalous, Iran
- Shawulu Hunira Nggada, University of Hull, UK
- Sherali Zeadally, University of the District of Columbia, USA
- Shlomo Mark, Sami Shamoon College of Engineering, SCE, Israel
- Suat Ozdemir, Arizona State University, USA
- Suyoto, University Of Atma Jaya Yogyakarta, Indonesia
- Syed Naimatullah Hussain, BTL College of Engineering, India
- Thomas Sri Widodo, University of Gadjah Mada Yogyakarta, Indonesia
- Tom Tofigh, AT&T, USA
- Torab Torabi, La Trobe University, Australia
- Vladimir Kropotov, Bauman University, Russia
- Yali Liu, University of California, USA
- Yang Li, Institute of Computing Technology, Chinese Academy of Sciences, China
- Yi Mu, University of Wollongong, Australia
- Yongho Choi, Jungwon University, Korea



[Make a Submission](#)

International Journal of Advanced Science and Technology

[Home](#) [Editorial Board](#) [Journal Topics](#) [Archives](#) [About the Journal](#) [Submissions](#)

[Privacy Statement](#) [Contact](#)


[Home](#) / [Contact](#)

Contact

Principal Contact

Editor in Chief

ijast@sersc.org



[Make a Submission](#)

General Information of IJAST

ISSN: 2005-4238 (Print)

ISSN: 2207-6360 (Online)

Publisher: Science and Engineering Research Support Society

Contact Information

SERSC Australia

Management Office: PO Box 5014, Sandy Bay TAS 7005, Australia

Email: ijast@sersc.org

Abstracted/Indexed In



ELSEVIER

- EBSCO
- ProQuest
- ULRICH
- J-Gate
- OAJI



EDITORIAL TEAM

Editor-in-Chief of the IJAST Journal:

Neal N. Xiong, School of Computer Science, Colorado Technical University, USA

Editorial Board:

- Abdallah Mhamed, Institut National des Telecommunications, France
- Agustinus Borgy Waluyo, I2R, Singapore
- Akemi Galvez Tomida, University of Cantabria, Spain
- Alejandro Nieto, University of Santiago de Compostela, Spain
- Alfred Tan, Edith Cown University, Australia
- Andres Iglesias, University of Cantabria, Spain
- Bo Zhang, Rice University, USA
- Byungjoo Park, Hannam University, Korea
- Carlos Becker, Westphall Federal University of Santa Catarina, Brazil
- Chih-Heng Ke, Kinmen 892, Taiwan
- Chunbo Ma, Shanghai Jiao Tong University, China
- Debnath Bhattacharyya, Heritage Inst. of Technology, India
- Dhiman Barman, Juniper Networks, USA
- El-Sayed El-Alfy, KFUPM, Saudi Arabia
- Feki Mohamed Ali, I2R, Singapore
- Guandong Xu, Victoria University, Australia
- Haojin Zhu, University of Waterloo, Canada
- Jemal Abawajy, Deakin University, Australia
- Kaiqi Xiong, North Carolina State University, USA

- Longbing Cao, University of Technology, Australia
- Mafruz Zaman Ashrafi, I2R, Singapore
- Maricel Balitanas, University of San Agustin, Iloilo City, Philippines
- Mehnaz Tabassum, Daffodil International University, India
- Mohamed Hamdi, Carthage University, Tunisia
- Mohammad Faiz Liew Abdulla, Universiti Tun Hussein Onn Malaysia, UTHM, Malaysia
- Mohammad Nazmul Haque, The University of Newcastle, Australia
- Mohammed Khaja Nizamuddin, Deccan College Of Engineering & Technology, India
- N.Ch.Sriman Narayana Iyengar, VIT University, India
- Narjes Doggazz, Faculté des sciences Tunis, Tunisia
- Pawan Jindal, Jaypee University of Engineering and Technology, India
- Phuc V. Nguyen, Asian Institute of Technology and Management, Vietnam
- Prakash Veeraraghavan, La Trobe University, Australia
- Pramode Verma, The University of Oklahoma, USA
- Ravi Yadahalli, SDM College of Engineering & Technology, India
- Salman Abdul Moiz, Centre for Development of Advanced Computing, India
- Sasan Adibi, University of Waterloo, Canada
- SeongHan Shin, Research Center for Information Security, AIST, Japan
- Seong-Moo Yoo, University of Alabama-Huntsville, USA
- Seungjin Park, University of Southern Indiana, USA
- Shahaboddin Shamshirband, Islamic Azad University Branch Chalous, Iran
- Shawulu Hunira Nggada, University of Hull, UK
- Sherali Zeadally, University of the District of Columbia, USA
- Shlomo Mark, Sami Shmoon College of Engineering, SCE, Israel
- Suat Ozdemir, Arizona State University, USA
- Suyoto, University Of Atma Jaya Yogyakarta, Indonesia
- Syed Naimatullah Hussain, BTL College of Engineering, India
- Thomas Sri Widodo, University of Gadjah Mada Yogyakarta, Indonesia
- Tom Tofigh, AT&T, USA
- Torab Torabi, La Trobe University, Australia
- Vladimir Kropotov, Bauman University, Russia
- Yali Liu, University of California, USA
- Yang Li, Institute of Computing Technology, Chinese Academy of Sciences, China
- Yi Mu, University of Wollongong, Australia
- Yongho Choi, Jungwon University, Korea

International Journal of Advanced Science and Technology

[Home](#) [Editorial Board](#) [Journal Topics](#) [Archives](#) [About the Journal](#) [Submissions](#)

[Privacy Statement](#) [Contact](#)

[Home](#) / [Archives](#) / Vol. 29 No. 9s (2020): Vol. 29 No. 9s (2020) Special Issue

Vol. 29 No. 9s (2020): Vol. 29 No. 9s (2020) Special Issue

Articles

Identification of Factors Responsible for Religious Tourist Satisfaction in Braj Region of Uttar Pradesh (India)

Amitabh Mishra

01 - 09



Recollection of Odontogenic Keratocyst- A Benign Lesion with aggressive Behaviour

Dr. Anchal Varshney, Dr. Shivani Aggarwal

10 - 14



Optic Disc and Cup Segmentation Methods for Glaucoma Detection Using Retinal Fundus Images

Dr. Jayanthi P. Mr. Shivaa R, Mr. Sownthear D, Mr. Soundar T

15 - 18



Deep Learning Based Artificial Neural Network: An Approach For For Classification Of Attacks In Iot Based Ststems

P.S.Nandhini, S.Malliga, B.Madhumitha, P.Elango, C.Kayalvizhi

19 - 25



LSTM: A Deep Learning Based Approach for the Classification of Intrusions in IoT Based Networks

P.S.Nandhini, S.Malliga, N.Monisha Sri, K.Jeevitha, C.Sakthivel

26 - 33



A VLSI Optimization Technique for General Neural Network Architecture and Deep Learning Network Using XILINX

Radeep Krishna Radhakrishnan Nair, Jayalakshmi Ravichandran

34 -44



Role of Artificial Intelligence in Prevention and Detection of Covid-19

Javed Shaikh, P.Suganda Devi, Mohammad Arif Shaikh, K.A.Nafee, Tadesse Hailu

45 - 54



Identification and Performance Evaluation for Effective Utilization of Electrical Energy Resource using K-Means Clustering Algorithm

M.Anita Priscilla Mary , Dr.M.S.Josephine , Dr.V.Jeyabalaraja, Dr.S.Nirmala Sugirtha Rajini

55 - 62



Changing Paradigm in Information Technology-Digital banking and factors leading to Non-Acceptance

Dr. Naaz Gorowara

63 - 88



Classification of Stuttered Disordered Speech and Normal Speech of Marathi Language by using ANN

Swapnil D. Waghmare, B.S. Sonawane, Abdulmalik A. Alasadi, Ratnadeep R. Deshmukh

89 - 97



Comparison of Genetic Algorithm, Particle Swarm Optimization and improved Ant Colony Optimization for Scheduling of Heterogeneous Systems

C S Sundar Ganesh, R.Sivakumar, N.Rajkumar

98 - 105



Dsns- Mirror Of Modern Millennials In Digital Platform: A Theoretical And An Empirical Assessment

Ms. K.P. Sowmya , Dr.V.Padmanabhan

106 - 111



Efficiency and Stationing in Edge Computing

Dr G Sreeram , Dr S Pradeep, Dr D Kiran

112 - 119



Impact of Teacher's Quality of Work Life of Private Colleges and Universities on Commitment

Ms. Damyanti Sodha, Dr. Narender Singh Bhati

120 - 130



Voice Recognition And Control Of 3-Axis Robot Using Ai

G. Satya Sravanth, G.V.H. Kiran Reddy, B. Bharathi

131 - 136



Detection and Recognition of Papaya Leaf Diseases Using Image Processing

D.Femi, S.Thylashri, J.Raja Paulsingh

137 - 142



Assessment Of Kappa Model To Identify Soil Condition Using Historical Data For Crop Rotation

G.Arulkumaran, P.Balamurugan, J. Santhosh , N.R.Rajalaksmi, S. T. Lenin, R.T.Dineshkumar

143 - 148



Recognition And Deterrence Of Intrusion Detection In Hierarchical Wireless Sensor Networks

S. Thylashri, D. Femi

149 - 154



Implementation of Object Sorting using Robotic Arm

Thilagaraj M, Stephy Akkara, Anand.S, Mahesh.S, Santhosh Sivan.V, Sundara Vinayagam

155 - 164

 PDF

Work Life Balance Among Married Female Nursing Employees In Hospital Industries With Special Reference To Nabh Accredited Hospital At Kottayam District - Kerala State

Nainu Pareekshith, Dr. N. Ajithkumar

165 - 173

 PDF

Load Frequency Control of Hybrid Power System with LQR based Controller

Ajay Kumar Maurya, Dr. Anil Kumar, Dr. Piush Kumar

174 - 191

 PDF

Deep Learning Techniques for Oral Diagnosis and Cavity Recognition : A systematic Approach

Shashikant Patil, Smita Nirkhi

192 - 199

 PDF

Effect of Bio-Based Nano Minerals in Wheat

Hem C. Joshi, Dhruv Mishra, Yashpal Singh, Om Prakash, Preeti Chaturvedi

200 - 206

 PDF

Automatic Text Summarization and Entity Extraction from Meeting Minutes

Ryan D'silva , Anushka Paradkar

207 - 211

 PDF

A Study on Advanced Trends in Construction Industry

Amarender kadian, Kultaj Singh Kadian

212 -217

 PDF

Learning Analytics: Transforming Higher Education and Learning Excellences

Monika Hooda, Chhavi Rana

218 - 230

 PDF

Study of Effectiveness of Credit Risk Management Strategies and Practices of Public and

Private Sector Banks in Rajasthan

Sheena Kumari, Dr. Swati Sharma

231 - 238

 PDF

Mobile Wireless Sensor Network Lifetime Amplification by Utilizing Evolutionary Computing Methods

Parvinder, Sonia Boora , Pranav Prakash Singh

239 - 247

 PDF

Execution Analysis of LEACH-GA over LEACH and LEACH-C in WSN

Dushyant Kaushik, Sonia Boora, Sunita Rani

248 - 254

 PDF

Investigating The Effects Of Brand Relationship Quality On Consumer Brand Sabotage Through Mediating Effect Of Negative Emotion

Saba Qasim, Salniza Salleh , Hasnizam Shaari

255-262

 pdf

A Computer's Course Recommender System Based On Learner Characteristic Analysis By Ontology

Phrimphrai Wongchomphu, Chutima Beakhaimook

263-276

 pdf

Power Optimization and Antenna Selection Techniques for Hybrid Beam forming in MMWAVE Massive MIMO Systems

Abdul Haq Nalband, Mrinal Sarvagya, Mohammed Riyaz Ahmed

277-287

 pdf

Traffic Noise Menace Investigation at Signalized Road Intersections In Ahmedabad

Shivendra Kumar Jha, Dr.Piyush.J.Patel, Jitisha Kamble, Kalpesh Vaghela

288-294

 pdf

Different Stages Of Alzheimer's Disease Classification Using Deep Convolutional Neural

Network

Dr.R.C.Suganthe, T.Punithavalli, S.Mohanapriya, M.Mohamedazarudeen

295-302



The Predictions Dengue Haemorrhagic Fever Patients Using Poisson Regression Model

Suppawan Promprao

303-309



WHAT IMPACT CONSUMERS' NEGATIVE EWOM PURCHASE INTENTION? EVIDENCE FROM MALAYSIA

Ahasanul Haque, SMH Kabir, Arun Kumar Tarofder, Mohammad Moshiur Rahman, Abdulqader Almalmi

310-325



Using The Higher Education Performance Framework To Student Loyalty Among Private Higher Education Students In The UAE.

Khairol Anuar Ishak, Maysoon Alkaisi

326-337



Moderating Effects Of Ownership Concentration On Relationship Between Firm Characteristics And Dividend Policy: Evidence From Public Companies Of Malaysia

Ooi Chee Keong, Teoh Pei Fen

338-353



Green Trust Mediates The Effect Of Green Perceived Value And Green Perceived Risk Against Green Repurchase Intention

Bunga Aditi, Nani, Juliana, Elfitra Desy Surya, Sardjana Orba Manullang

354-365



The Effect Of Destination Images On Tourist Loyalty With Satisfaction As Mediation

Megasari Gusandra Saragih, Akhmad Taufik

366-373



Implementation Of Policies And Strategy Of Intellectual Property (KI) As Well As Legal

Protection On Local Superior Products, Arts And Culture In Banten Province

Sulasno, Wahyuddin, Fitria Agustin

374-384



DESIGN OF WIDE BAND SEMI CIRCULAR PATCH ANTENNA FOR THE 5G MOBILE COMMUNICATION APPLICATIONS

G.Veerendra Nath, K.Nageswara Rao, N.Sasidhar reddy, S.Anudeep, K.R.Bharath

385-389



Teaching Learning Styles – Degree of Match Instructions at Secondary Level

Mubashara Khalid, Aroona Hashmi

390-396



Impact Of Rework On Cost And Time Performance Based On Coimbatore Construction Industry

A. Arun

397-400



Internal Audit & Enterprise Risk Management

Adamu Pantamee Abdurrahman¹, Shafi Mohamad², Kwong Wing Chong Garrett³, Syed Ehsanullah

401-409



Stress and Stressors among Medical Undergraduate Students – A Cross Sectional Study in Maharashtra

Lehak M Khanna¹, Dr P.P.Durgawale², Dr P.M.Durgawale³

410 - 415



INTERNET USAGE FOR HEALTH INFORMATION AMONG NONTEACHING STAFF OF HEALTH SCIENCES UNIVERSITY

Kalyani S Nalagune, Supriya.S. Patil, Aparna.V.S, S.R Patil, Viyusha.T.Viswanathan

416-424



COVID-19: The Present Scenario and the Future Lying Ahead

Atul Gupta
425-431



Risk Factors For Stunting In Toddler

Sarwinanti, Kiki Andriyani
432-440



APPROACHES TO ENHANCE ENGLISH SPEAKING SKILLS AMONG ENGINEERING GRADUATES THROUGH JAM SESSION IN A MIXED CLASSROOM

Batool Fatima Khaleel, Dr. K B Glory, K Sree Vasudha, Md Shahida Sultana
441-446



AWARENESS AND PERCEPTION ABOUT ORGAN DONATION IN RURAL POPULATION

Dr. Shekhar M. Kumbhar¹, Dr. Uddhav T. Kumbhar*², Dr. Priyanka P Patankar³, Dr. P.M Durgawale⁴
447-458



Husbands' Support for Family with Early Marriage

Warsiti, Luluk rosida, Ria Gustiani, Intan Mutiara
459-465



A REVIEW ON MODERN ELECTROOCULOGRAPHY BASED HUMAN COMPUTER INTERFACES

S.Ramkumar, Macklin Abraham Navamani, K. Sathesh Kumar
466-469



DSNS- MIRROR OF MODERN IN DIGITAL PLATFORM: A THEORETICAL AND AN EMPIRICAL ASSESSMENT

Ms. K.P. Sowmya, Dr.V.Padmanabhan
470-475



Employees Usage Of Communication Technology During Non-Work Hours: A Study On Higher Educational Institutions In Malaysia

Ahasanul Haque, Naila Anwar, Arun Kumar Tarofder, Ferdous Azam

476-488



CRM is Fresh Enough to Grow and Old Enough to Adapt

Dr.Uthra Sundar,Dr.K.Chandrasekaran

489-493



Emotion Detection and Gender Recognition from Speech Signal using Deep Learning

Jaya Jain, Mahima De, NithyaKalyani A

494-498



BLOOD GROUP DETECTION USING DEEP LEARNING

DikshitaAgarwal, A. Nithya kalyani, Aayushi Saraf

499-507



A NOVEL CONSTRAINED BASED SEQUENCE PATTERN MINING FOR MEDICAL RECORDS

J. Jeyabharathi, S.Asif , S Alagumuthukrishnan

508-516



A SECURE BIOMETRICS-BASED USER AUTHENTICATED KEY AGREEMENT PROTOCOL FOR MULTI-SERVER ENVIRONMENTS

Naresh Babu MM*1, ASN Chakravarthy2 and Cherukuri Ravindranath

517-532



AN EMPIRICAL STUDY ON MOTIVATIONAL FACTORS FOR SETTING UP OF MICRO AND SMALL ENTERPRISES IN CHITTOOR DISTRICT OF ANDHRA PRADESH

B.N. LALITHCHANDRA, Dr. N. RAJENDHIRAN

533-541



THE TOXICITY OF GOLD NANOPARTICLES ON LIVER FUNCTION OF ALBINO MICE

Zainab Ahmad Hassan, Hind Hussein Obaid, Mustafa Nuhad al-Darraji

542-548



A LEXICON BASED APPROACH FOR SENTIMENT ANALYSIS USING MULTI-CLASS LABELS ON TWITTER DATA: CASE

Dr. E.Kannan, Lakshmi Anusha Kothamasu
549-548



NHERITANCE OF EXTERNAL GENETIC CHARACTERISTICS IN CHICKEN THROUGH TRIPLE CROSSING MODEL

Safriyanto Dako, Fahrul Ilham, Nibras. K. Laya, Frida. M Yusuf
549-558



FUZZY-PSO FOR CLASSIFICATION OF TRUSTED IOT DEVICES

G. Krishna Lava Kumar, Thandu Nagaraju, U. Veeresh
559-569



A SURVEY ON MONOCULAR VISUAL ODOMETRY FOR AUTONOMOUS VEHICLE NAVIGATION

Shruthesh Raman Iyer, Dr. Sowmyarani CN, Dr. Ramakanthkumar P
570-584



OPTIMIZING VEHICLE CLASSIFICATION USING BIO STATISTICAL ALGORITHM

M. Bhuvaneshwari 1*, Sumathy Eswaran , S.P. Rajagopalan , T. Bhuvaneshwari
584-590



INTERNET OF THINGS: A REVIEW ON THEIR REQUISITE IN THE DIGITAL ERA

S.Vanitha1*, P. Balasubramanie , K. S. Arvind , V.R.Niveditha , Saravanan Elumalai
591-602



AI Based Device Control using IoT and Google Assistant

Shoba M, Pushpa Mohan
603 - 611



Demonetization: A Step to Clean Economy for Cashless Revolution in India

Dr. Arpit Shailesh, Dr. Taruna

612 - 619



Real Time News Classification Using Machine Learning

Akanksha Patro, Mahima Patel, Richa Shukla and Dr. Jagurti Save

620 - 630



Real-time image generation using progressive pose transfer, GAN and Spark Streaming

Mallesha M, Dr. UdayaRani V

631 - 640



Gap Assessment of Hotel Industry and Academia Interface with reference to the State of Punjab (India)

Gaurav Bathla, Varinder Singh Rana, Manjinder Singh Jatana

641 - 647



Determining the Contributing Factors of Successful Entrepreneurship in Terms of Starts up in Indonesian context with the Help of Logit and Probit.

Muhammad Asif Khan, Prof. Dr. Adler Haymans Manurung,

648 - 655



Fault Identification of Vehicles in IOT using Advanced Fault Detection Method (AFDM)

A.Sreekanth Reddy, Dr. S. Ramamoorthy

656 - 664



Analysing the Impact of Talent Management Practices on Employee Engagement of Associates Working In National Capital Region Of India

Dr. Nitya Khurana, Dr. Shilpa Jain, Prof. Anu Singh Lather

665 - 675



Evaluation Of Ground Water Of Khunwade And Bordi Of Dahanu Taluka, Maharashtra, On The Basis Of Piper Trilinear Diagram

Gogari P. K., Chaudhari V. S. , Save S. N.

676 - 682



Water Leakage Detection and Management System Using IOT

Thilagaraj.M, Stephy Akkara, Aakil Habibullah.M, Manikandan.T, Rajmohan.M, Yuvaraj.P

683 - 689



Context Based Recommendation System Using Co-Attention Neural Network

B.Jothi , M.Pushpalatha,S.Krishnaveni,Vishesh N Jain

690 - 698



The Impact of Technology Adoption on Income and Food Security Of Smallholder Cassava Farmers: Empirical Evidence From Indonesia

Abdul Wahib Muhaimin, Hery Toiba, Dwi Retnoningsih, Lis M.Yapanto

699 - 707



Lockdown Due to COVID-19 Slow Down Automobile Sales: Forecasting Using Data Mining

Gyaneshwar Mahto, Umesh Prasad, Rajiv Kumar Dwivedi,

708 - 716



Determination of Microbial Count in Drinking Water Samples From Various Areas Of Dehradun, Uttarakhand

Sumira Malik, Aatish Raj, Prachi Priyanka

717 - 723



GDI Based Ternary Prefix Networks Using CNFETS

Kavitha S, Dr.C.Vivek,

724 - 732



Design And Implementation Of Low Power Dda Based Filters In Subthreshold Region

P.T.Sivagurunathan, Kiruthika B,

733 - 743

INHERITANCE OF EXTERNAL GENETIC CHARACTERISTICS IN CHICKEN THROUGH TRIPLE CROSSING MODEL

Safriyanto Dako¹, Fahrul Ilham¹, Nibras. K. Laya¹, Frida. M Yusuf²

¹*Animal Husbandry Department, Faculty of Agriculture, Gorontalo State University*

²*Biology Department Faculty of Mathematics and Natural Sciences, Gorontalo State University*

Abstract

Background and objective: The external genetic inheritance in chickens is very important to know because as a basis for the development of pure race, commercial, and the formation of uniformity in coat color. The purpose of this study was to determine the Inheritance pattern of characteristic external genetic in chicken through the triple crossing model. **Materials and methods:** Chicken mating uses three types of chickens, namely: Kampung Chicken (K), Broiler Chicken (B), and Leghorn Chicken (L). A total of 257 cross hens were observed from four genetic groups: $K\sigma \times B\phi$; $K\sigma \times L\phi$; $KB\sigma \times KL\phi$; $KL\sigma \times KB\phi$. External genetic characteristics observed included feather color, feather color pattern, fur pattern, flicker fur, shank color, and comb shape. **Results:** External Genetic Characteristics of chickens through the triple crossing model resulted in the External Genetic Constitution in KLB and KBL chickens (generation F2) is $ii ee ss pp IdId$ and there are six combination of feather color patterns produced namely Black (E_-), Colombian (ee), Wyandotte Columbian (ee), brown/light brown (e^b), dark brown (e^{db}), and wild (e^+). The average Heterozygosity of expectations per individual (H) for Genes of External Characteristic in KLB chickens is 0.39428 ± 0.118 , and KBL chickens amounted to 0.38074 ± 0.1136 .

Conclusion: External Genetic Characteristics of chickens through the triple crossing model produce six combinations of feather color patterns which meets the Hardy-Weinberg balance, with External Genetic Constitution (KBL and KLB chicken) in the F2 generation are $ii ee ss pp, IdId$ that have the gene diversity is 0.38074 ± 0.1136 (KBL) - 0.39428 ± 0.118 (KLB).

Keyword: Inheritance, The crosses chicken, external genetics, triple crossing.

INTRODUCTION

Land races or traditional varieties have been found to have higher stability (adaptation over time) in low-input agriculture under marginal environments, thus, their cultivation may contribute farm level resilience in face of food production shocks being recognized as a specific area since exploding population with urbanization and decreasing cultivable lands are the critical factors contributing to food insecurity in developing world^{2, 4}. Agricultural scientists realized that PGD can be captured and stored in the form of plant genetic resources (PGR) such as gene bank, DNA library³, and so forth, in the biorepository which preserve genetic material for long period⁵. Recognizing the importance of PGRFA, the Conference of the Food and Agriculture Organization of the United Nations (FAO), at its Twenty-sixth Session in 1991, agreed that a first Report on the State of the World's Plant Genetic Resources, for Food and Agriculture should be developed⁶. In Indonesia, the domestic (indigenous) chicken are scattered throughout the archipelago.

Apparently they have a lot of diversity with different morphologic characteristics⁷. This diversity is important information for determining policies for the improvement and development of effective breeding programs⁸. The varieties are based on base colour of feather, colour of the plumage, flick feather, pattern of feather, shank colour and comb types^{9, 11}. Plant and animal breeders introduced desirable genes and eliminate undesirable ones slowly, altering in the process of underlying heredity principle for several decades^{10, 12, 13}. Local chickens in Indonesia are very diverse, and spread to rural areas, but these chickens have low productivity¹¹. This diversity is important information for determining policies for the improvement and development of effective breeding programs⁸,

for qualitative and quantitative traits¹². The occurrence of mutations, natural selection and crosses cause genetic drifts and gene combinations to change, thus affecting qualitative traits in livestock, besides extreme environmental changes in the region especially in the equatorial region which can affect the work of genes in environmental adaptation. Inheritance of qualitative traits in local chickens is directly related to the ability of adaptation to the environment^{8, 13, 14}.

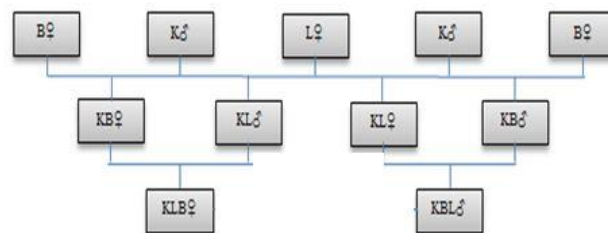
Fur color control gene in Local chickens, example; (ii e + _ bb ss idid, pp), Wareng chicken (I_ E_ bb S_ Id_ pp), White Leghorn (II EE SS BB IdId pp)¹⁵. Qualitative traits in chickens are external genetic characteristics that are controlled by genes¹⁶, the polygenic traits²¹, and is a visible external character, with little or no relation to production capability, although qualitative traits describe the existence and characteristics of livestock physically¹⁷. Qualitative traits are only controlled by a pair of genes and only a few are influenced by environmental factors. Qualitative traits such as color are important in shaping the characteristics of clumps and have been used since domestication as a tool for shaping clumps and selection activities, such as variations in the shape of horns and feather colors, perhaps helping to understand the history of clumps, their demographics and genetic characteristics¹⁸. recent years, it has become increasingly important to protect national endemic genetic resources and use local breeds to create commercial strains that can adapt to the changing environment¹⁹.

Since the external genetic information of Walik chickens is very limited, therefore, the study on the qualitative traits of such rare indigenous chicken is necessary to support their comprehensive repertoire that would be useful for their preservation efforts and potency development²⁰. Improvement of genetic quality of livestock through selection and crossing is determined by the inheritance strength of traits that are enhanced and passed down to the next generation^{21, 23}. Observation of external genetic diversity in chickens has been widely reported to illustrate the potential of available genetic resources but has not yet described the form of crossing that occurs, and also the genetic balance achieved under what conditions²⁴. To improve genetic quality, selection and crossbreeding between animals are carried out, but the genetic balance cannot be achieved in a single cross^{18, 25}.

This external genetic inheritance is related to pigmentation, the distribution of pigments in primary and secondary feather colors in chickens. Observation of external genetic inheritance through triple crossing activities can provide information about the work of non-allelic genes that are not additive in the next generation²⁶. indicate that there is abundant polymorphism in the *MC1R* gene, especially in Hebei chicken, which was associated with its rich plumage colour diversity²⁷. Crossbreeding in beef cattle results in a decrease in body weight of 2.5-5.0 kg per 10% increase in cross²⁸. This paper will indicate the significance of genetic conservation and its analytic tools and techniques that are made widely available for utilization in postgenomic era.

MATERIALS AND METHODS

The study was carried out at Agriculture Department, Quality Control Lab from July 2017-October 2019. The ingredients used in this study were three types of chicken, namely local male chicken (K), broiler female chicken (B) and Leghorn female chicken (L). This study was carried out of the Poultry Laboratory, Department of Animal Husbandry, Gorontalo State University from August 2017-Oct 2019). A total of 257 cross chickens have been produced from four genetic groups: K♂x B♀; K♂x L♀; KB♂ x KL♀; KL♂ x KB♀. Chicken mating uses a triple crossing model (Figure 1)



(Figure 1. Triple Crossing Model)

Procedure

Stage 1; Genetic group: $K\text{♂} \times B\text{♀}$. Local chicken phenotype (K) has black-red feather color, single comb, yellow shank color, while Broiler female chicken has a phenotype of colorless feather color (white), single comb and yellow shank color. The result of the cross is called KB chicken (F1). Genetic group: $K\text{♂} \times L\text{♀}$. Leghorn chickens (L) have a brown feather phenotype, a single comb, and a yellow shank color, while local chickens are the same chicken at the first cross. The result of the crossing is called KL chicken (F1).

Stage 2; Genetic group: $KB\text{♂} \times KL\text{♀}$ (F1 Generation). KB chickens have a colorless feather color (white), a yellow shank color, a single comb, while $KL\text{♀}$ chicken has a brown/columbian feather color, a single comb, and a yellow shank color. The result of the junction is called KBL chicken (F2). Genetic group: $KL\text{♂} \times KB\text{♀}$. KL chickens have brown feathers, yellow shank color, and a single comb. KB chicken has columbian feather color, yellow shank color, single comb. The result of the crossing is called the KLB chicken (F2).

Statistical Analysis

Phenotype proportion of feather color, feather pattern, shank color, feather flicker, comb shape, analyzed descriptively based on the formula¹².

$$\text{Phenotype proportion} = \frac{\Sigma \text{Phenotype A}}{N} \times 100$$

Where: Phenotype A: the number of individuals who have phenotype A., N: the number of individuals observed

Frequency of the double allele gene

The frequency of the feather pattern gene which is a double allele is calculated by the formula: $P = 1 - q - r - s$. because the results of mating F2 produce more than four feather color patterns, so the double frequency of the allele gene is calculated by a mathematical equation: $(p + q + r + \dots + s) = 1$, where: p, q, r, and s are the color patterns that result from crossing

$$s = \left(\frac{\text{Number of individuals with recessive allele (e)}}{\text{Total number of individuals}} \right)^{1/2}$$

$$r = \left(\frac{\text{Number of individuals with alel e and (e^b)}}{\text{Total number of individuals}} \right)^{1/2} ;$$

$$q = \left(\frac{\text{Number of individuals with alel e and (e⁺)}}{\text{Total number of individuals}} \right)^{1/2} - s$$

Where: p = Frequency of gene E; q = Frequency of gene e⁺;

r = Frequency of gene e^b; s = Frequency of gene e

The Hardy-Weinberg test was carried out to compare the differences between the phenotype characteristics observed using Chi-square analysis.

$$\chi^2 = \Sigma \frac{(O - E)^2}{E}$$

Where: X: chi-square; O: Observation; E: expected

The Heterozygosity Value of gene

Calculation of expectation heterozygosity per individual (h) and average expectation heterozygosity per individual (H) based on the formula suggested^{4,10}

$$H = 1 - \sum_i^n qi^2$$

Where: h = Average of the expected heterozygosity per individual; q_i = Frequency of genetic

RESULTS AND DISCUSSION

The phenotypes of the external genetic characteristics

The proportion of the external genetic characteristics (feather color, color patterns of feathers, feathers flickering, color shank and comb shape from mating results through the triple crossing model are presented in Table 1.

The proportion of colorless feathers (white) in the F2 generation decreased, while the proportion of colored feathers increased by 6.435%, compared to the F1 generation. This is due in marriage between the F2 generation using chickens that have colored feathers. The feather color patterns for F1 generation chickens (KB chickens) produce three color patterns namely Black, wild, columbian and in KL chickens are black, brown / light brown, and Columbian while generation F2 (KL♂ x KB♀ and KB♂ x KL♀) produced six color patterns of black, wild, brown, columbian, wyandotte columbian and dark brown, with different percentages for each crossing group (table 1).

The columbian color pattern in the F1 and F2 generations has the highest proportion of 38.78 - 68.75%, followed by the wild type, brown/light brown, and dark brown color pattern. The dominance of the ee (columbian) allele in the results of this crossing. Illustrates the role of this allele very strongly, and together with the e^+ , e^b , e^{db} alleles inhibit the formation of black at the E locus. Columbian alleles (ee) limit the work of the allele from locus E in the distribution of melanin pigments, further stated some alleles that limit the distribution of eumelanin in primary feathers, namely alleles e^{db} (dark brown), Co (Columbian), and Mh (mahogany), the work of these three alleles will have an effect when interacting with the locus E on the back, wings, legs, and tail feathers. Plain black gene (E) locus black feathers in all parts of the body. Wild color genes (e^+) can be seen with the presence of a black line extending to the back, and columbian gene (e) there is a black color on the surface of the fur which is restricted to the neck, wings, and tail¹⁷. The brown/light brown color (e^b) is a mutation of the allele at the E locus which inhibits the work of the locus E allele resulting in a brown color. Carotene pigments give a yellow, and orange color, while the melanin pigment gives black, and red color to the feathers of birds, and if the two pigments are not found then plain white feathers are raised¹⁹. Stated at locus E show a significant correlation between $MC1R$ polymorphisms and the presence of different alleles at locus E ². All populations carrying alleles are responsible for activation of receptors in produce eumelanin, which is needed to express the expanded black phenotype. The columbian White Wyandotte pattern results from mating KLB and KBL chickens, there may be the cooperation of overlapping alleles at the E locus, the eb allele inhibits the E gene at the E locus, whereas ii alleles inhibit the formation of buff in the E locus. Wyandotte white, such as columbian and genes are heterozygous for buff restriction⁸.

Based on the chi-square test for external genetic characters (table1): feather color, feather pattern, flickering feather, and shank color in the F1 generation are not in Hardy-Weinberg balance ($p > 0.05$), except the comb shape ($p < 0.05$) because of the form of a recessive homozygous comb (pp). The F2 generation for fur color patterns and comb shapes are in Hardy-Weinberg balance ($p < 0.05$), while other characters are not reached ($p > 0.05$). The feather color pattern is in a balanced state (Hardy-Weinberg balance) because triple crossing causes genes and alleles to work together and form diverse feather color patterns, and spread evenly in the population, where alleles affect each other at the E locus expressed in the next generation.

Feathers color is a polygenic trait¹³, whereas different fur colors (Black, yellow, Black-red) in the $MC1R$ gene show a lot of polymorphism²¹. Hardy-Weinberg's rule states that in large populations no selection, mutation and migration and marriages occur randomly (at least in one generation), the frequency of genes remains the same from generation to generation⁷. The population is said to be in Hardy-Weinberg balance²².

The Frequency of external characteristic controlling genes in cross chickens

The frequency of genes feather color, feather patterns, flickering fur, shank color, and comb shape in the triple crossing model is presented in Table 2. The Gene of Controlling External Characteristics formed on KB chickens (F1 Generation) are $I_E_bbS_Id_pp$ while KL chicken (F1

generation) are $ii\ ee\ bb\ ss\ Id\ Id\ pp$. The KLB and KBL chickens (F2 generation) have a controlling gene external characteristics are $ii\ ee\ bb\ ss\ Id\ Id\ pp$. Constitution controlling gene external characteristics the KB chicken has similarities with wareng chicken, while the KL chicken, KLB and KBL have the same constitution controlling gene Rhode Island Red chickens, Merawang chickens and local chickens. Constitution genes controlling external characteristics of wareng chickens is $I_E_bb\ S_Id_pp$, Native chickens is $ii\ ee^+\ bb\ ss\ id\ id\ PP$, Rhode Island Red chickens are $ii\ ee\ ss\ Id\ Id\ pp$, while Merawang chicken is $ii\ ee\ ss\ bb\ Id\ Id\ pp$ ^{11,15}.

Genetic variability of crossbred chickens

Genetic variability (diversity) of cross-breeding chickens (KB, KL, KBL, and KLB) is based on the value of heterozygosity per individual (h) and the average heterozygosity per individual (H) is presented in table 3.

These results illustrate the comb shape on F1 and F2 generations are uniform, which is indicated by the value of the expected heterozygosity of individual (h) is 0. This is in accordance with who stated that a population has low gene diversity if it has a value of heterozygosity less than 0.5⁶.

The color pattern of feathers in F1 and F2 chickens shows high gene diversity, indicated by the expected heterozygosity value (h) is relatively high that is equal to $0.61509 \pm 0.125-0.74148 \pm 0.118$, although, in a limited population. Local chickens have variations in feather color patterns with an individual's expected heterozygosity (h) of 0.6596 and of 0.35-0.45¹⁴. The average expected heterozygosity per individual is the average proportion of heterozygosity per locus in the population that randomly mating¹⁰.

Suggested heterozygosity values ranging from 0 (zero) to 1 (one), and if the value of heterozygosity is 0 (zero) than among the population measured has a very close genetic relationship and if the value of heterozygosity is 1 (one) then the population measured does not have a genetic relationship¹⁰. State that genetic variability in a population is known by calculating the proportion of polymorphic loci (Poly), the average expected heterozygosity per individual (H) in the number of effective alleles per locus (N_e)⁴. Suggested that genetic variability can increase or decrease in the population and depends on the condition of the livestock⁹.

Table 1. The proportion of qualitative traits in KB, KL, KBL and KLB chickens through the crossing and hardy-Weinberg balance test

No	Fenotype	Crossing-group				Hardy-Weinberg Test			
		$K\♂ \times B\♀$ (KB)	$K\♂ \times L\♀$ (KL)	$KL\♂ \times KB\♀$ (KLB)	$KB\♂ \times KL\♀$ (KBL)	X ² count/X ² table KB	X ² count/X ² table KL	X ² count/X ² table KLB	X ² count/X ² table KBL
		n = 71	n = 57	n = 69	n = 70				
1	Feather Color								
	White (I)	66.20	15.79	39.13	30.00	7.45/3.841	26.68/3.841	7.81/3.841	11.20/3.841
	Colored(i)	33.80	84.21	60.87	70.00				
		100.00	100.00	100.00	100.00				
2	Feather pattern								
	Balack (E ₋)	8.33	2.08	19.05	8.16	11.58/7.815	52.11/7.815	4.72/9.48	4.44/9.48
	Wild (e ⁺)	37.50	0.00	16.67	24.49				
	Brown/ Light Brown (e ^b)	0.00	29.17	14.29	20.41				
	Columbian (ee)	54.17	68.75	42.86	38.78				
	W.W Columbian(ee)*	0.00	0.00	4.76	4.29				
	Drak brown (e ^{db})	0.00	0.00	2.38	2.04				
		100.00	100.00	100.00	100.00				
3	Fur pattern								
	Barret (B)	18.31	17.54	33.33	31.88	11.45/3.841	24.02/3.841	12.95/3.841	11.85/3.841
	Non-barret (b)	81.69	82.46	66.67	68.12				
		100.00	0.00	100.00	100.00				
4	Fur Flicker								
	Silver (S)	11.11	0.00	26.67	17.65	6.45/3.841	4.00/3.841	3.60/3.841	3.00/3.841
	Gold (s)	88.89	100.00	73.33	82.35				
		100.00	100.00	100.00	100.00				
5	Shank Color								
	Yellow/white (Id)	87.32	70.18	81.16	75.36	39.56/3.841	9.28/3.841	30.22/3.841	19.06/3.841
	Black/Gray (id)	12.68	22.81	13.04	15.94				
	Green (id)	0.00	7.02	5.80	8.70				
		100.00	100.00	100.00	100.00				
6	Comb Shape								
	Single (pp)	100.00	100.00	100.00	100.00	0	0	0	0
		100.00	100.00	100.00	100.00				

Information:

- Genetic Group $K(\♂) \times B(\♀)$: KB chicken¹
 - Genetic Group $K(\♂) \times L(\♀)$: KL chicken¹
 - Genetic Group $KB(\♂) \times KL(\♀)$: KBL chicken¹
 - Genetic Group $KL(\♂) \times KB(\♀)$: KLB chicken¹
- KB), KL¹ : F1 Generation
 KBL), KLB¹ : F2 Generation
 *W. whydonett Columbian (ee) : Columbian group (ee)

Table 2. Gene Frequency in feather colors, feather patterns, flickering feathers, shank colors, and comb shapes in the triple crossing model

No	Genotype	Frequency genes			
		K♂ x B♀(KB)	K♂ x L♀(KL)	KL♂ x KB♀(KLB)	KB♂ x KL♀(KBL)
		n = 71	n = 57	n = 67	n = 61
1	Feather color				
	q ^l	0.8310	0.0833	0.1957	0.1094
	q ⁱ	0.1690	0.9167	0.8043	0.8906
		1.000	1.000	1.000	1.000
2	Feather pattern				
	q ^E	0.2614	0.2317	0.1834	0.0346
	q ^{e+}	0.2213	0.0000	0.2252	0.2673
	q ^{eb}	0.0000	0.3169	0.2085	0.2928
	q ^{ee}	0.5173	0.4513	0.3612	0.4053
	q ^{ee} (C. wynadotte)*	0.000	0.000	0.0145	0.0214
	q ^{db}	0.000	0.000	0.0071	0.0072
		1.000	1.000	1.000	1.000
3	Fur pattern				

Table 3. Expected heterozygosity per Individual (h) and the average of expected heterozygosity per Individual (H) in KB, KL, KLB and KBL chickens

Phenotype	KB Chicken	KL Chicken	KLB Chicken	KBL Chicken
Feather Color	0.28090±0.101	0.15278±0.119	0.31477±0.110	0.19842±0.073
Feather Color Pattern	0.61509±0.115	0.64215±0.118	0.74148±0.125	0.67686±0.122
Feather Pattern	0.42604±0.125	0.47502±0.125	0.49964±0.126	0.47877±0.125
Feather Flicker	0.48000±0.125	0.00000	0.49837±0.125	0.48960±0.125
Shank color	0.17382±0.072	0.41644±0.122	0.31148±0.107	0.44422±0.123
Comb shape	0.00000	0.00000	0.00000	0.00000
Average	0.320312±0.107	0.28106±0.096	0.39428±0.118	0.38074±0.1136
	1.000	1.000	1.000	1.000

Information:

qⁱ: colorless feathers, qⁱ: colored, q^{ZB}: Barred, q^{Zb}: non-barred, q^{ZS}: silver, q^{Zs}: gold, q^E: black, q^{e+}: liar, q^e: columbian, q^p: single, IdId: yellow/white, idid: black / gray / green

* White Whydonett Columbian: Columbian group (ee)

Significant statement: This study finds through Triple Crossing Models, that can be beneficial for native chicken breeders and produce more varied chicken quality. This study will help the researcher to uncover the critical areas of Poultry that many researchers were unable to explore. Thus a new theory on crossing chicken models local chicken may be arrived at.

CONCLUSION

External Genetic Characteristics of chickens through the triple crossing model produce six combinations of feather color patterns are Black (E₋), columbian (ee), Wyandotte columbian (ee), brown / light brown (e^b), dark brown (e^{db}), and wild (e⁺) which meets the Hardy-Weinberg balance, with External Genetic Constitution (KBL and KLB chicken) in the F2 generation are ii ee ss pp, IdId that have the gene diversity is 0.38074 ± 0.1136 (KBL) - 0.39428 ± 0.118 (KLB).

ACKNOWLEDGMENT

The author would like to thank the Head of the Animal Husbandry Department and the manager of the Animal Husbandry Laboratory of Gorontalo State University for allowing them to conduct research.

Appreciate was given to S. Masili., Siska., R. Matiti., D. Sune., M. Labado, M. Azar, for good collaboration during the research

REFERENCES

1. Crawford, R. D. 1990. Poultry Genetic Resources: Evolution, Diversity, and Conservation. In: Poultry Breeding and Genetics. R. D. Crawford (Ed). Elsevier Science Publishers, Amsterdam.<http://agris.fao.org/agris-search/search.do?recordID=NL9000965>.
2. Ceccarelli, S. Grando, S. 2002. Plant breeding with farmers requires treating the assumptions of conventional plant breeding: lesson from the ICCRDA Barely Program. In: Cleveland D. A. Soleri D, editors. Farmers, Scientists and Plant Breeding Integrating Knowledge and Practice. New York, NY, USA: CABI International; [Google Scholar]
3. Davila SG, Gil M.G, Resino-Talaván P, Campo JL. 2014. Association Between Polymorphism in the Melanocortin 1 Receptor Gene and E Locus Plumage Color Phenotype. *Poult Sci.* 2014 May; 93(5):1089-96. DOI: 10.3382/ps.2013-03611. DOI:10.3382/ps.2013-03611.
4. Duguma R 2006: Phenotypic characterization of some indigenous chicken ecotypes of Ethiopia. *Livestock Research for Rural Development*. Volume 18, Article #131. Retrieved February 15, 2020, from <http://www.lrrd.org/lrrd18/9/dugu18131.htm>
5. Evenson R. E. Gollin, D. Assessing the impact of the Green Revolution, 1960 to 2000. *Science*. 2003;300(5620):758–762. DOI: ~~10.1126/science.1078710~~ 10.1126/science.1078710. [PubMed] [CrossRef] [Google Scholar]
6. FAO. The State of the World's Genetic Resources for Food and Agriculture. Rome, Italy: FAO; 1998. [Google Scholar]
7. Firda, A. Hafl. A, Sarbaini. A, and Jamsari. 2014. Variability of External Genetic Characteristic of Kokok Balenggek Chicken in West Sumatera, Indonesia *International Journal of Poultry Science* 13 (4): 185-190, 2014 ISSN 1682-8356 Asian Network for Scientific Information, 2014. *International Journal Of Poultry Science*. DOI:10.3923/ijps.2014.190.0
8. Gwaza DS, Dim NI, Momoh OM. 2018. Inheritance of qualitative traits in two populations of Nigerian local chicken ecotypes. *J Res Rep Genet.* 2018;2(2):22-28. <http://www.alliedacademies.org/research-reports-on-genetics/ISSN: 2591-7986>
9. Hashiguchi. T, T. Nishida, Y. Hayashi and S.S. Mansjoer. 1982. Blood protein variation of the native and the jungle fowls in Indonesia. *The Origin and Phylogeny of Indonesian Native Livestock. III*: 97-108. *International Journal Of Poultry Science*. DOI: 10.3923/ijps.2014.185.190.
10. Hutt, T. B. 1949. *Genetics of The Fowl*. Hill Book Company, Inc., New York. <https://www.academia.edu>. Access July 07, 2019. https://www.academia.edu/37968640/The_Elements_of_Moral_Philosophy.
11. Javanmard, A, N. Asadzadeh, M.H. Banabazi, and J. Tavakolian, 2005. The allele and genotype frequencies of bovine pituitary-specific transcription factor and leptin genes in Iranian cattle and

- buffalo populations using PCR-RFLP. *Iranian J. Biotech. (IJB)*, 3: 104-108. http://scielo.sld.cu/scielo.php?script=sci_arttext&pid=S0253-570X2016000200001.
12. Lasley, J. F. 1978. *Genetics of Livestock Improvement*. 3rd ed. Prentice-Hall of India Private Limited, New Delhi. <https://archive.org/details/in.ernet.dli.2015.139896/mode/2up>.
 13. L. C. Dunn, 1922. Inheritance of Plumage Color in Crosses of Buff and Columbian Fowls Source. *The American Naturalist*, Vol. 56, No. 644 Published by The University of Chicago URL: <https://www.jstor.org/stable/2456378>. Access June 10, 2019.
 14. Nozawa, K. 1980. Phylogenetic studies on the native domestic animal in East and Southeast Asia. *Tropical Agriculture Reseach Center, Japan IV*: 23-43. https://www.jstage.jst.go.jp/article/ggs1921/60/5/60_5_425/_pdf.
 15. Narain P. Genetic diversity—conservation and assessment. *Current Science*. 2000;79(2):170–175. [Google Scholar]
 16. Nei M. 1987. *Molecular Evolutionary Genetics*. Columbia University Press, New York. <https://doi.org/10.1002/ajpa.1330750317>.
 17. Nishida, T, K. Nozawa, K. Kondo, S. S. Mansjoer, and H. Martojo. 1980. Morphological and genetic studies in Indonesian native fowl. *The Origin and Phylogeny of Indonesian Native Livestock*. I: 47-70. https://www.jstage.jst.go.jp/article/chikusan1924/56/8/56_8_645/_pdf/-char/en.
 18. Noor, R.R. 2008. *Genetika Ternak*. Penebar Swadaya, Jakarta. <http://ejournal.uin-suska.ac.id/index.php/peternakan/article/view/4078>.
 19. Mi Na Park, Jin Ae Choi, Kyung-Tai Lee, Hyun-Jeong Lee, Bong-Hwan Choi, Heebal Kim, Tae-Hun Kim, Seoae Cho, and Taeheon Lee. 2019. Genome-wide Association Study of Chicken Plumage Pigmentation. *International Journal Of Poultry Science*. <https://dx.doi.org/10.5713%2Fajas.2013.13413>.
 20. R.T. Tarigan, Jakaria, M. Ulfa, 2010. Characteristics of Qualitative and Quantitative Traits of Walik Chicks in Sumedang and Bogor. Department of Animal Husbandry Production and Technology, Faculty of Animal Husbandry, Bogor Institute of Agriculture. <http://dx.doi.org/10.3923/ijps.2015.615.621>
 21. Sartika, T, D. K. Wati, H. S. Iman Rahayu, and S. Iskandar. 2008. Comparison of external genetic of wareng chicken and Kampung chicken seen from the rate of interosions and genetic variability. *JITV* Vol 13 No. 4. 2008. <https://repository.ipb.ac.id/handle/123456789/83505>. Smyth, J.R. 1990. Genetics of plumage, skin and eye pigmentation in chickens. In: Crawford (Edt.). *Poultry Breeding and Genetics*. Elsevier. *Developments in animal and veterinary sciences*, 22. pp. 109-168. <http://agris.fao.org/agris-search/search.do?recordID=NL19900044565>.
 22. Somes. R.G. Jr. 1988. *International Registry of Poultry Genetic Stocks*. Connecticut (US): Storrs Agricultural Experiment Station, The University of Connecticut, Storrs. <https://opencommons.uconn.edu/cgi/viewcontent.cgi?article=1028&context=saes>.
 23. Seftiyanti Masili, Safriyanto Dako, Fahrul Ilham dan Syukri I. Gubali, 2018. Heritabilitas Bobot Telur, Bobot Tetas Dan Bobot Badan Ayam Hasil Persilangan Umur 1 Minggu (DOC) *Jambura Journal of*

Animal Science. Volume 1 No 1 November 2018 E- Issn: 2655-2280.<http://ejournal.ung.ac.id/index.php/jjas/index>. DOI : 10.35900/jjas.v1i1.2598

24. Stanfield, W. D. 1982. Theory and Problems of Genetics. 2nd ed. Mc Graw-Hill Book Company, Inc., New York. <https://www.academia.edu>. Access Mey 23, 2019.
25. Stevens. L. 1991. Genetics and Evolution of the Domestic Fowl. Cambridge University Press, Cambridge. <http://agris.fao.org/agris-search/search.do?recordID=US201300697264>.
26. T. Rafian, Jakaria, and N. Ulupi. 2017. Phenomenal Diversity of Qualitative Characteristics of Burgo Chickens in Bengkulu Province Journal of Animal Husbandry Indonesia Vol. 12 No. January 1-March 2017. <https://ejournal.unib.ac.id/index.php/jspi/article/view/1371>
27. X.L. GuoLi Xiang-Long, Yang Li and H.Q. Zheng. 2010. Genetic variation of chicken MC1R gene in different plumage color populations November 2010 British Poultry Science 51(6):734-9. DOI: 10.1080/00071668.2010.518408.
28. Warwick. E.J, Astuti. J.M, Hardjosubroto. W. 1995. Pemuliaan Ternak. Ed Ke-5. Yogyakarta (ID): Gadjah Mada University Pres. DOI: 10.13057/biodiv/d060115.